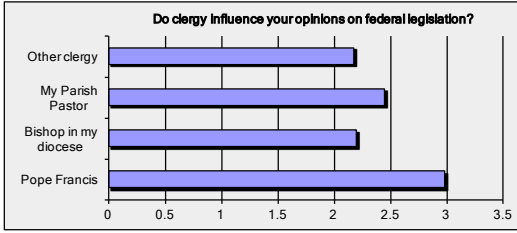
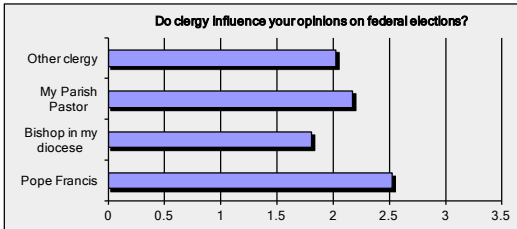


**Q1: Do clergy influence your opinions on federal legislation?**



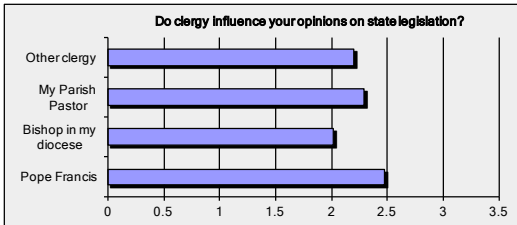
Answer Options	Never; I ignore them	Hear them but no influence	Sometimes, if I agree	Can make me reconsider	Always	Rating Average
Pope Francis	11.1%	15.6%	40.0%	31.1%	2.2%	2.98
Bishop in my diocese	33.3%	28.9%	22.2%	15.6%	0.0%	2.20
My Parish Pastor	19.0%	31.0%	35.7%	14.3%	0.0%	2.45
Other clergy	27.3%	34.1%	31.8%	6.8%	0.0%	2.18

**Q2: Do clergy influence your opinions on federal elections?**



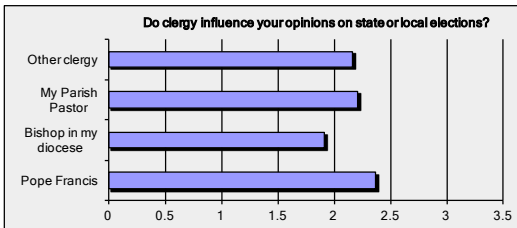
Answer Options	Never; I ignore them	Hear them but no influence	Sometimes, if I agree	Can make me reconsider	Always	Rating Average
Pope Francis	15.0%	37.5%	27.5%	20.0%	0.0%	2.53
Bishop in my diocese	42.9%	38.1%	14.3%	4.8%	0.0%	1.81
My Parish Pastor	29.3%	36.6%	22.0%	12.2%	0.0%	2.17
Other clergy	39.0%	31.7%	17.1%	12.2%	0.0%	2.02

**Q3: Do clergy influence your opinions on state legislation?**



Answer Options	Never; I ignore them	Hear them but no influence	Sometimes, if I agree	Can make me reconsider	Always	Rating Average
Pope Francis	23.3%	25.6%	32.6%	18.6%	0.0%	2.47
Bishop in my diocese	40.0%	28.9%	20.0%	11.1%	0.0%	2.02
My Parish Pastor	24.4%	35.6%	26.7%	13.3%	0.0%	2.29
Other clergy	34.1%	27.3%	25.0%	11.4%	2.3%	2.20

**Q4: Do clergy influence your opinions on state and local elections?**



Answer Options	Never; I ignore them	Hear them but no influence	Sometimes, if I agree	Can make me reconsider	Always	Rating Average
Pope Francis	19.5%	41.5%	22.0%	17.1%	0.0%	2.37
Bishop in my diocese	40.9%	34.1%	18.2%	6.8%	0.0%	1.10
My Parish Pastor	26.2%	38.1%	23.8%	11.9%	0.0%	2.21
Other clergy	31.8%	31.8%	25.0%	11.4%	0.0%	2.16