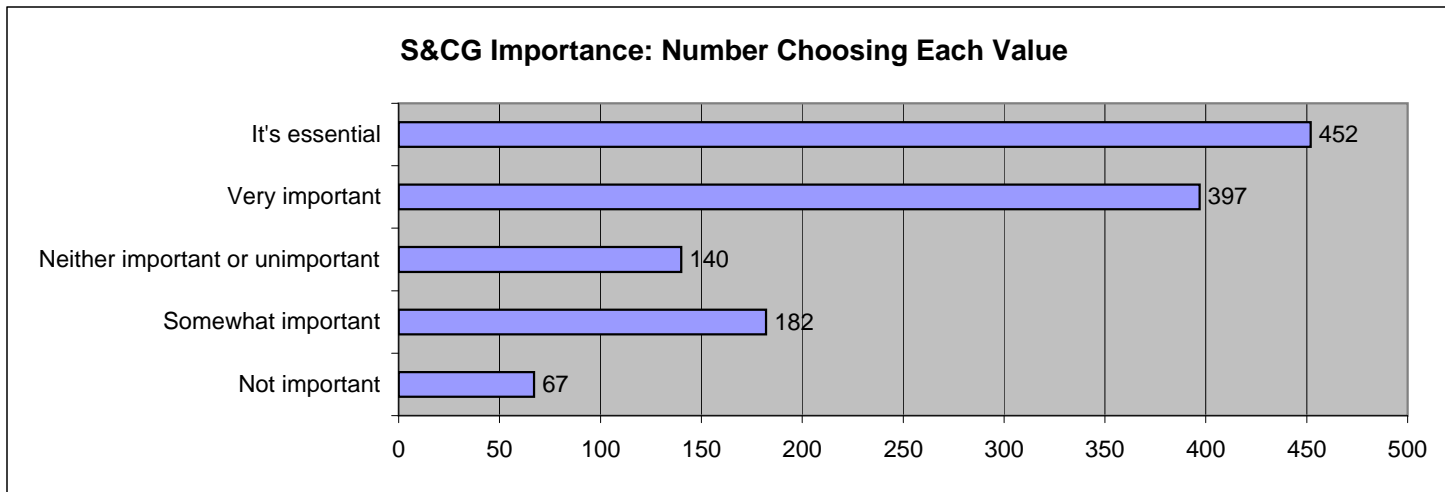
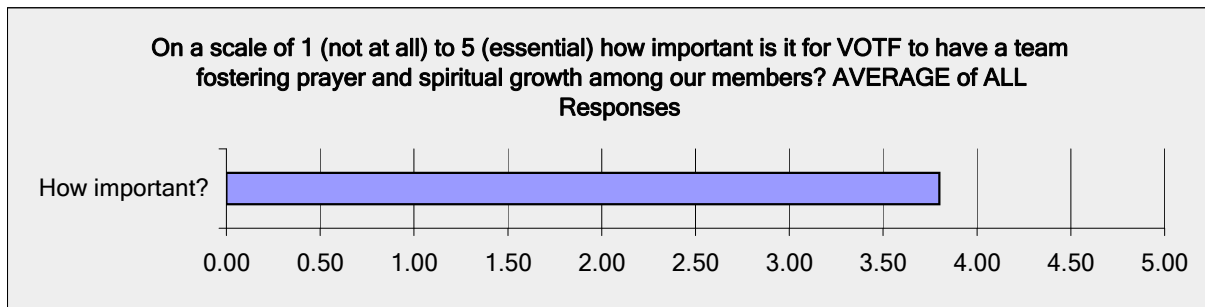


VOTF Member Survey Summer 2011: Question 1

On a scale of 1 (not at all) to 5 (essential) how important is it for VOTF to have a team fostering prayer and spiritual growth among our members?

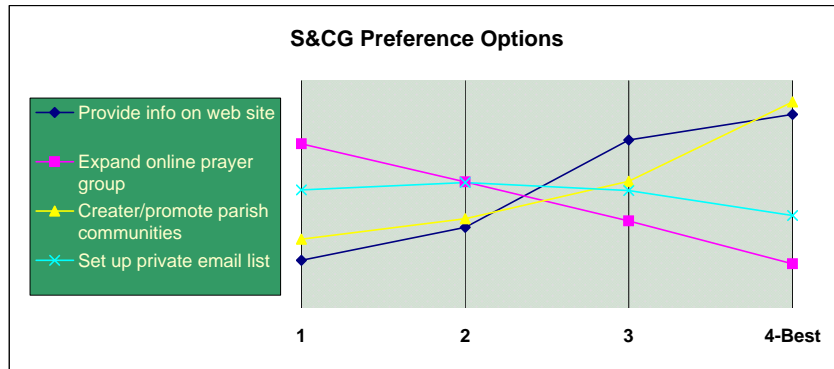
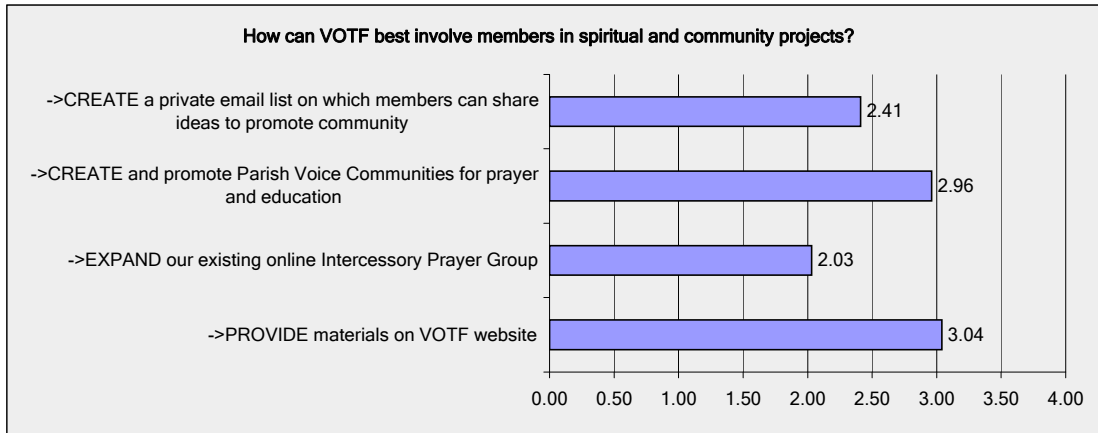
Answer Options	Not important	Somewhat important	Neither important or unimportant	Very important	It's essential	Rating Average	Response Count
How important?	67	182	140	397	452	3.80	1238
						<i>answered question</i>	1238
						<i>skipped question</i>	4



VOTF Member Survey Summer 2011: Question 2

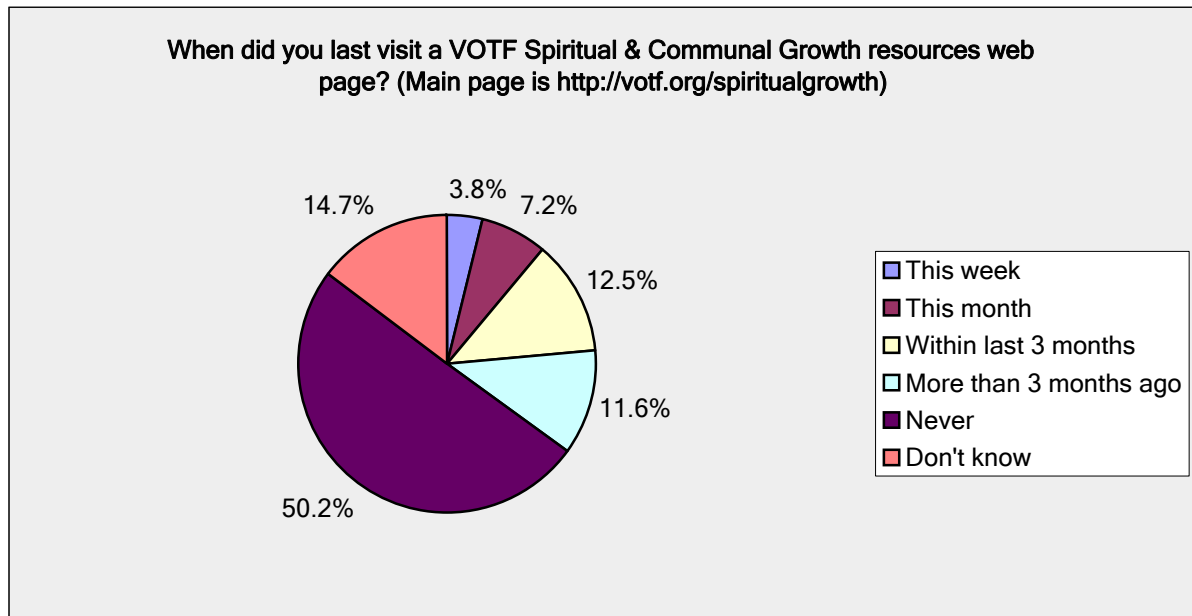
How can VOTF best involve our members world-wide in spiritual and community projects? Rank options 1 (least) through 4 (best way). You MUST make at least one choice; if you truly have no opinion, please assign the rank of 1 to an option and then type the word NONE into the Comment box.

Answer Options	1	2	3	4-Best	Rating Average	Response Count
->PROVIDE materials on VOTF website	84	142	296	341	3.04	863
->EXPAND our existing online Intercessory Prayer	289	222	153	78	2.03	742
->CREATE and promote Parish Voice Communities for	121	157	223	363	2.96	864
->CREATE a private email list on which members can	208	221	207	163	2.41	799
Comment						198
<i>answered question</i>						1238
<i>skipped question</i>						4



VOTF Member Survey Summer 2011: Question 3

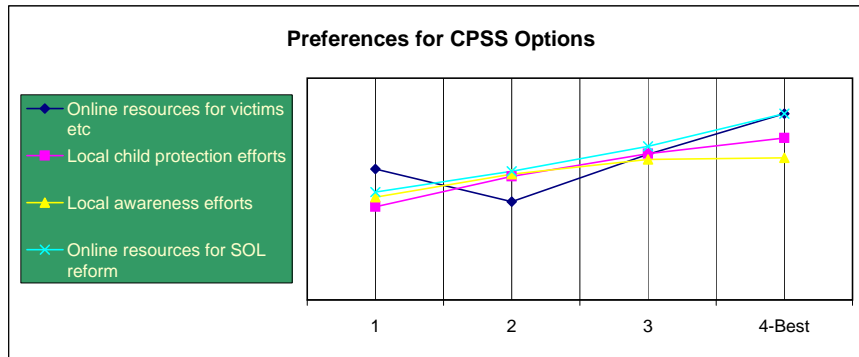
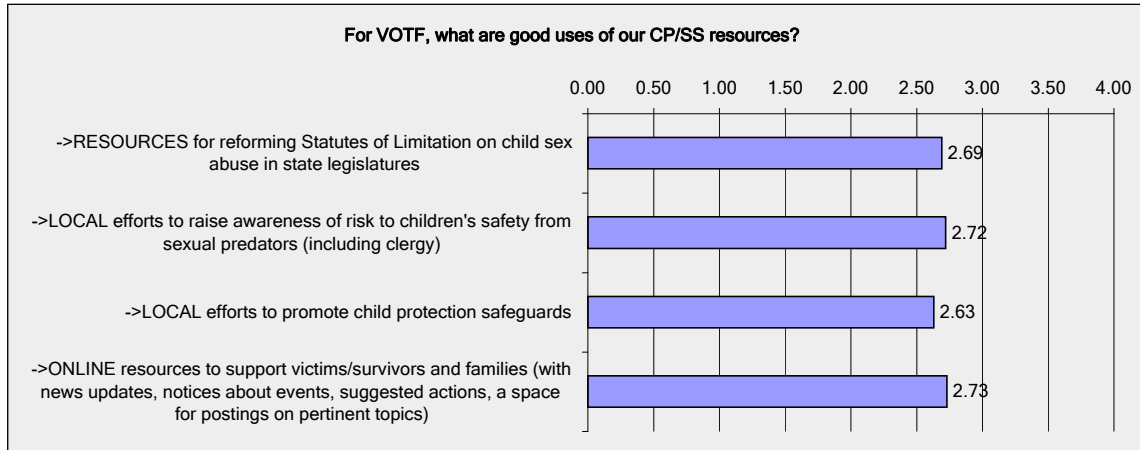
When did you last visit a VOTF Spiritual & Communal Growth resources web page? (Main page is http://votf.org/spiritualgrowth)		
Answer Options	Response Percent	Response Count
This week	3.8%	47
This month	7.2%	89
Within last 3 months	12.5%	155
More than 3 months ago	11.6%	144
Never	50.2%	621
Don't know	14.7%	182
<i>answered question</i>		1238
<i>skipped question</i>		4



VOTF Member Survey Summer 2011: Question 4

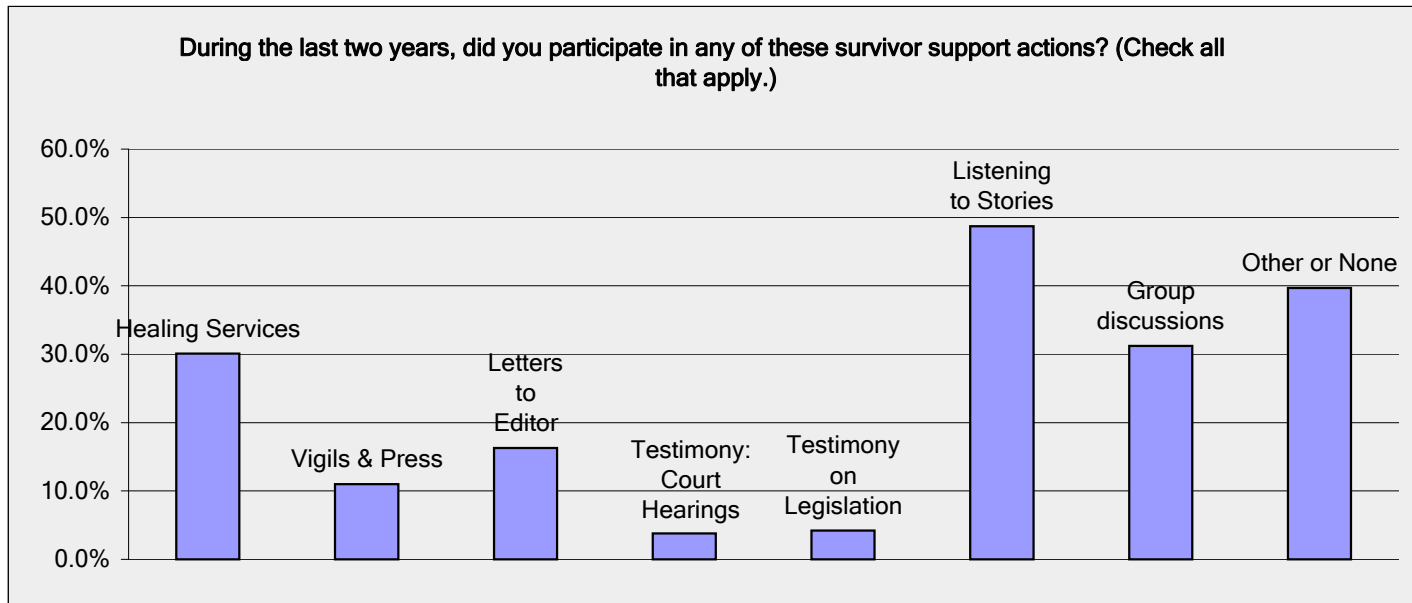
For VOTF, which of the following actions initiated by the Child Protection/Support Survivor Team are good uses of our resources? Rank the projects 1 (least) to 4 (best use). You MUST make at least one choice; if you truly have no opinion, please assign the rank of 1 to an option and then type the word

Answer Options	1	2	3	4-Best	Rating Average	Response Count
->RESOURCES for reforming Statutes of Limitation	177	133	197	252	2.69	759
->LOCAL efforts to raise awareness of risk to	126	167	198	219	2.72	710
->LOCAL efforts to promote child protection	139	170	190	192	2.63	691
->ONLINE resources to support victims/survivors and	146	174	208	252	2.73	780
Comment						118
					<i>answered question</i>	1049
					<i>skipped question</i>	193



VOTF Member Survey Summer 2011: Question 5

During the last two years, did you participate in any of these survivor support actions? (Check all that apply.)		
Answer Options	Response Percent	Response Count
Healing prayers or liturgies for victims/survivors	30.1%	316
Public vigils or press conferences in support of victims/survivors' issues	11.0%	115
Writing letters to the editor or op-ed pieces on stories related to victims/survivors	16.3%	171
Testimony or attendance at court hearings on victims/survivors cases	3.8%	40
Testimony or attendance at legislative hearings on victims/survivors issues	4.2%	44
Listening to the stories of victims/survivors in either a public or private venue	48.7%	511
Group discussions about books, articles, or news stories regarding	31.2%	327
Other or None (please specify)	39.7%	416
<i>answered question</i>		1049
<i>skipped question</i>		193

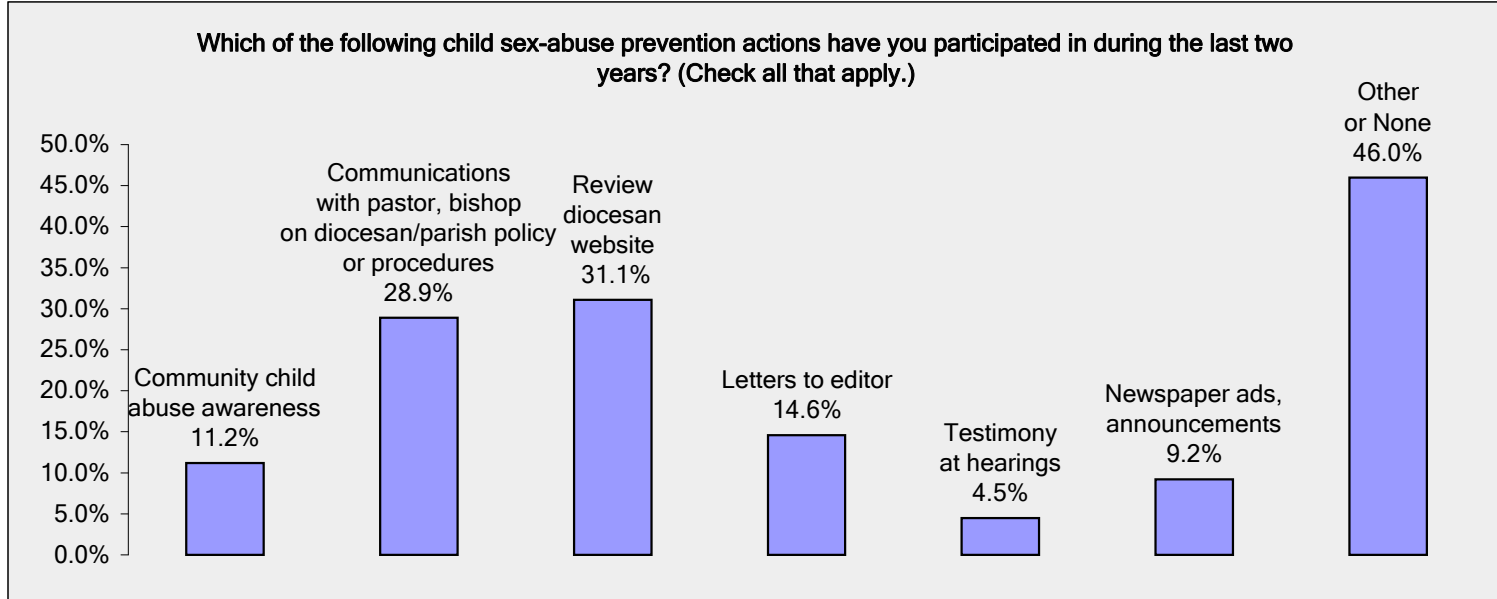


Question 6

VOTF Member Survey Summer 2011: Question 6

Which of the following child sex-abuse prevention actions have you participated in during the last two years?
(Check all that apply.)

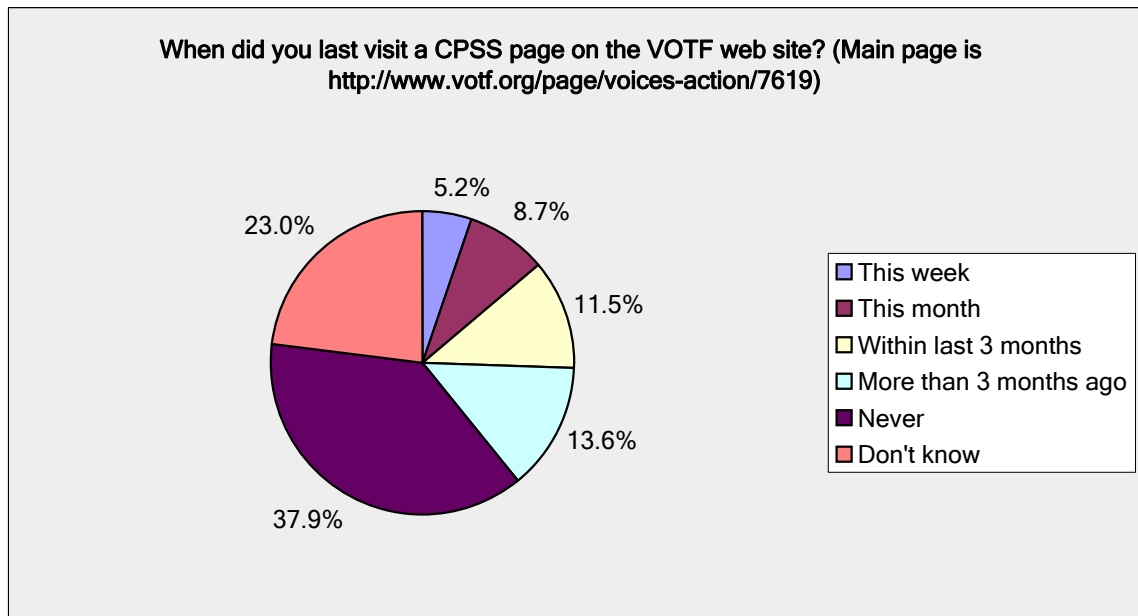
Answer Options	Response Percent	Response Count
Community child abuse awareness activities (for example, Blue Ribbon or	11.2%	117
Communications with my pastor, bishop or chancellor about the diocesan/parish	28.9%	303
Reviews of my diocesan website to check compliance policy or materials and	31.1%	326
Writing letters to the editor or op-ed pieces about sex-abuse prevention and	14.6%	153
Testimony or attendance at legislative hearings relating to child abuse	4.5%	47
Newspaper ads or public services announcements about child abuse	9.2%	97
Other or None (please specify)	46.0%	483
<i>answered question</i>		1049
<i>skipped question</i>		193



VOTF Member Survey Summer 2011: Question 7

When did you last visit a CPSS page on the VOTF web site? (Main page is <http://www.votf.org/page/voices-action/7619>)

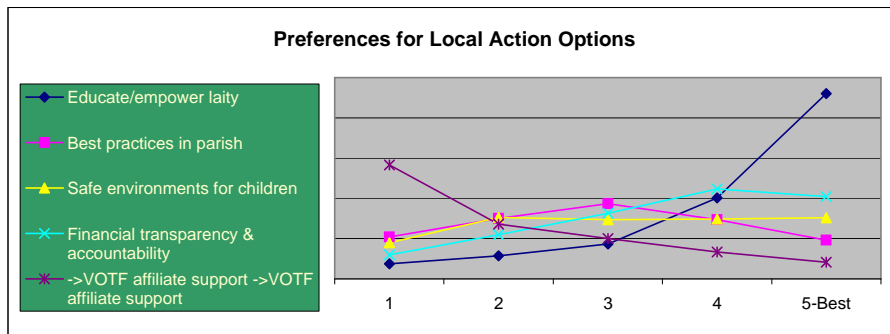
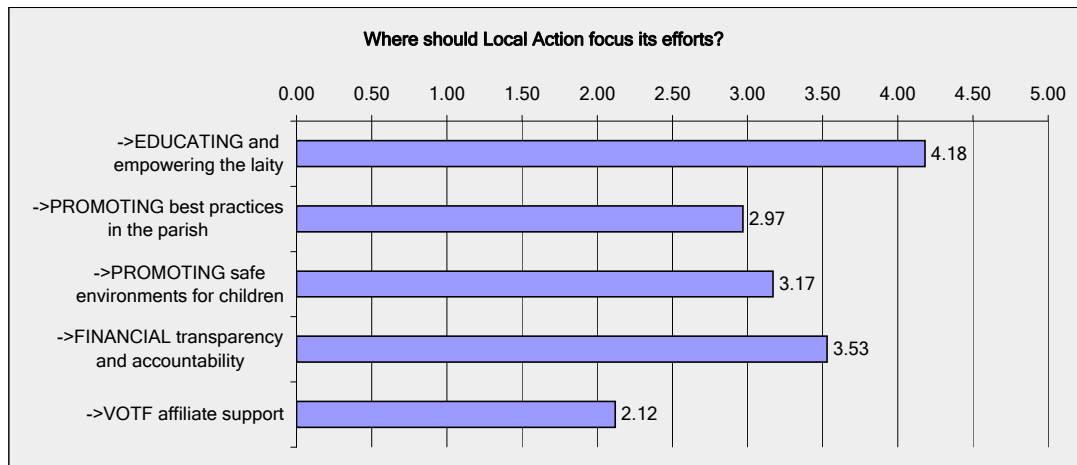
Answer Options	Response Percent	Response Count
This week	5.2%	55
This month	8.7%	91
Within last 3 months	11.5%	121
More than 3 months ago	13.6%	143
Never	37.9%	398
Don't know	23.0%	241
<i>answered question</i>		1049
<i>skipped question</i>		193



VOTF Member Survey Summer 2011: Question 8

Where should Local Action in VOTF focus its efforts? Please rank the options 1 (least important) through 5 (best option). You MUST make at least one choice; if you truly have no opinion, please assign the rank of 1 to any option and then type the word

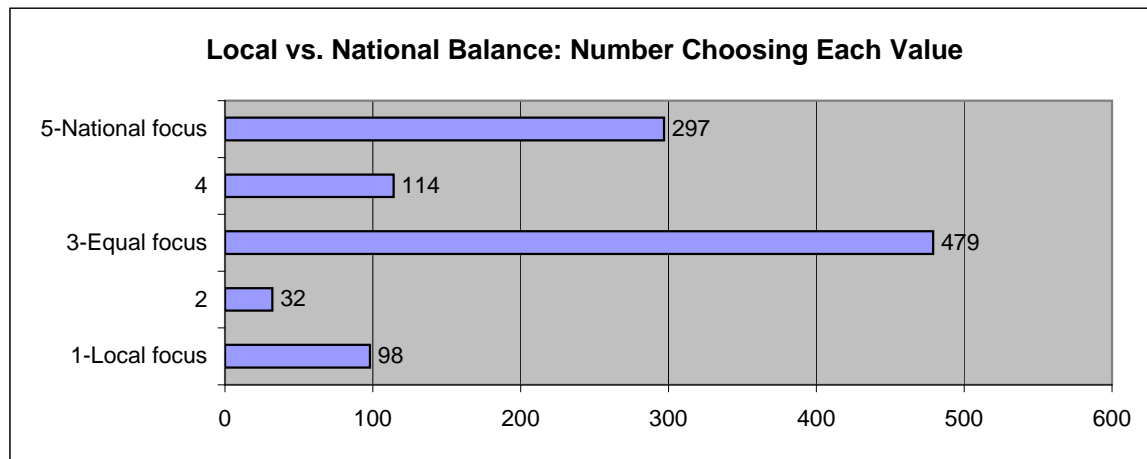

Answer Options	1	2	3	4	5-Best	Rating Average	Response Count
->EDUCATING and empowering the laity	37	57	87	201	460	4.18	842
->PROMOTING best practices in the parish	104	150	187	147	96	2.97	684
->PROMOTING safe environments for children	90	153	147	149	152	3.17	691
->FINANCIAL transparency and accountability	60	110	163	223	204	3.53	760
->VOTF affiliate support	283	136	100	67	41	2.12	627
Comment							149
<i>answered question</i>							1020
<i>skipped question</i>							222



VOTF Member Survey Summer 2011: Question 9

Over its first decade, VOTF efforts centered largely around local affiliates. In the future, should VOTF maintain its local focus, or shift its strategy toward building a stronger national reform movement? Please assign a rating of 1 (local) to 5 (national focus):

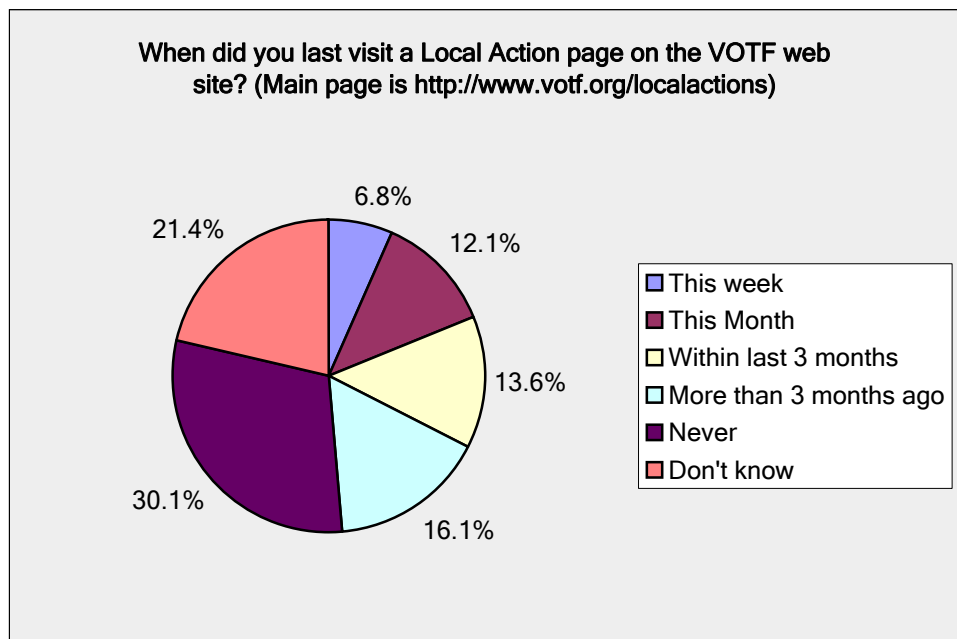
Answer Options	1-Local focus	2	3-Equal focus	4	5-National focus	Rating Average	Response Count	
VOTF actions	98	32	479	114	297	3.47	1020	
Comment (optional)							129	
							<i>answered question</i>	1020
							<i>skipped question</i>	222



VOTF Member Survey Summer 2011: Question 10

**When did you last visit a Local Action page on the VOTF web site?
(Main page is <http://www.votf.org/localactions>)**

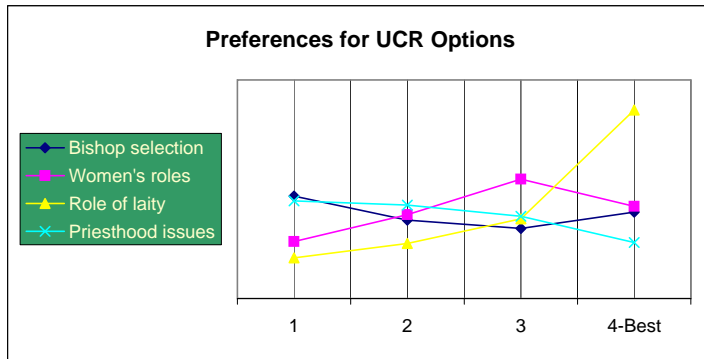
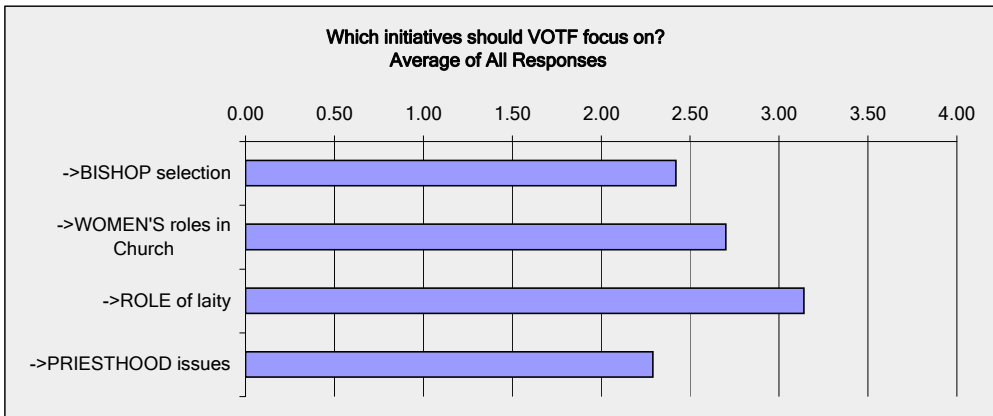
Answer Options	Response Percent	Response Count
This week	6.8%	69
This Month	12.1%	123
Within last 3 months	13.6%	139
More than 3 months ago	16.1%	164
Never	30.1%	307
Don't know	21.4%	218
<i>answered question</i>		1020
<i>skipped question</i>		222



VOTF Member Survey Summer 2011: Question 11

Which of the following initiatives should VOTF focus on? Please rank the options 1 (least important) through 4 (best). You MUST make at least one choice; if you truly have no opinion, please assign the rank of 1 to an option and then type the word NONE into

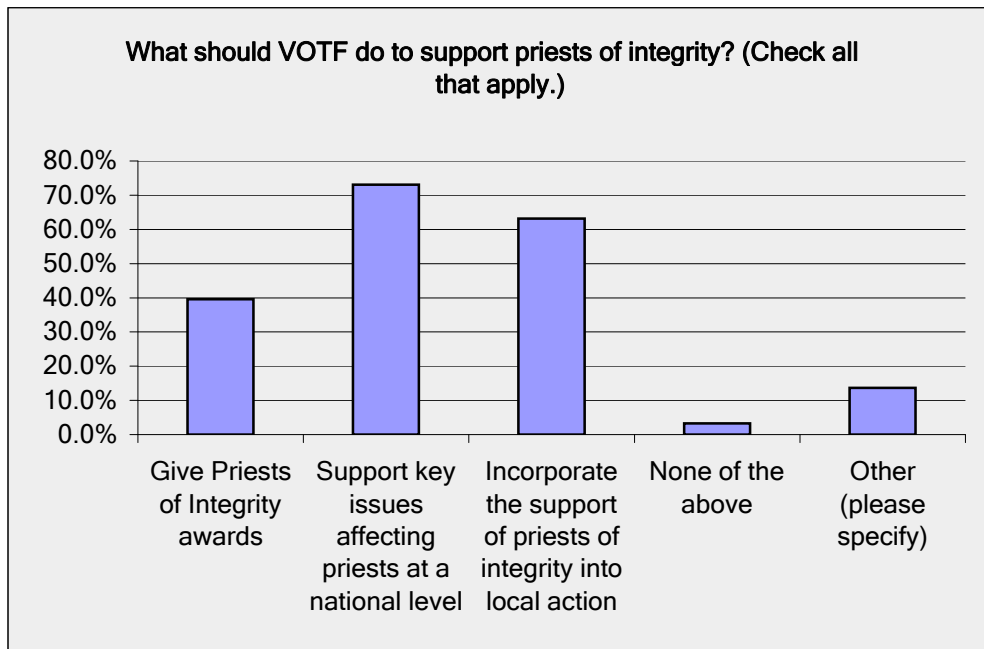
Answer Options	1	2	3	4-Best	Rating Average	Response Count
->BISHOP selection	234	179	160	198	2.42	771
->WOMEN'S roles in Church	130	192	273	211	2.70	806
->ROLE of laity	93	126	182	431	3.14	832
->PRIESTHOOD issues	223	214	188	128	2.29	753
Comment/Other						190
<i>answered question</i>						1006
<i>skipped question</i>						236



VOTF Member Survey Summer 2011: Question 12

What should VOTF do to support priests of integrity? (Check all that apply.)

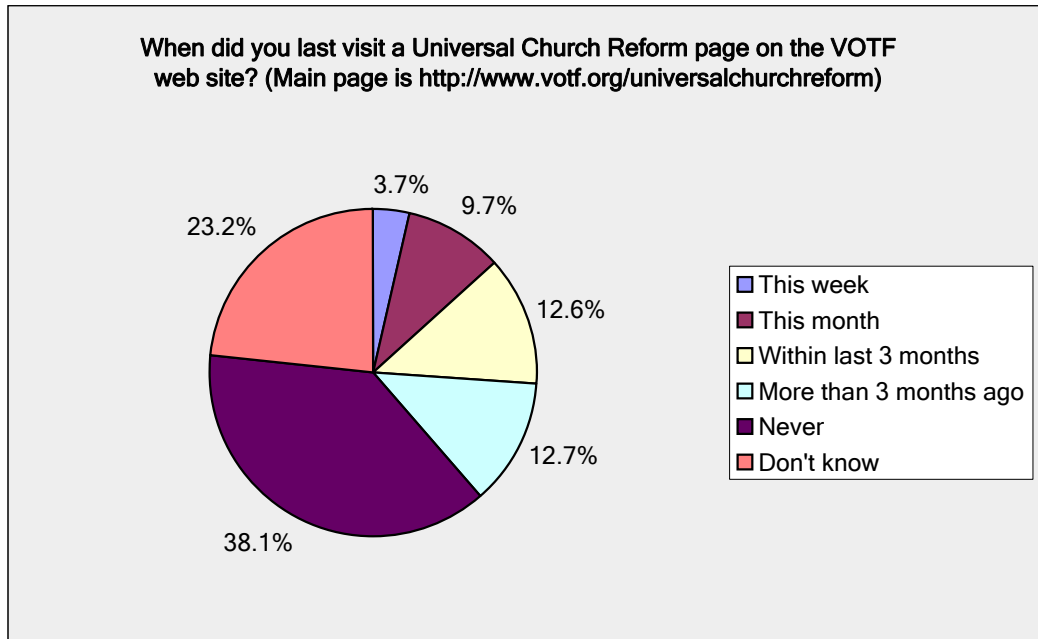
Answer Options	Response Percent	Response Count
Give Priests of Integrity awards	39.6%	398
Support key issues affecting	73.1%	735
Incorporate the support of priests	63.2%	636
None of the above	3.3%	33
Other (please specify)	13.7%	138
<i>answered question</i>		1006
<i>skipped question</i>		236



VOTF Member Survey Summer 2011: Question 13

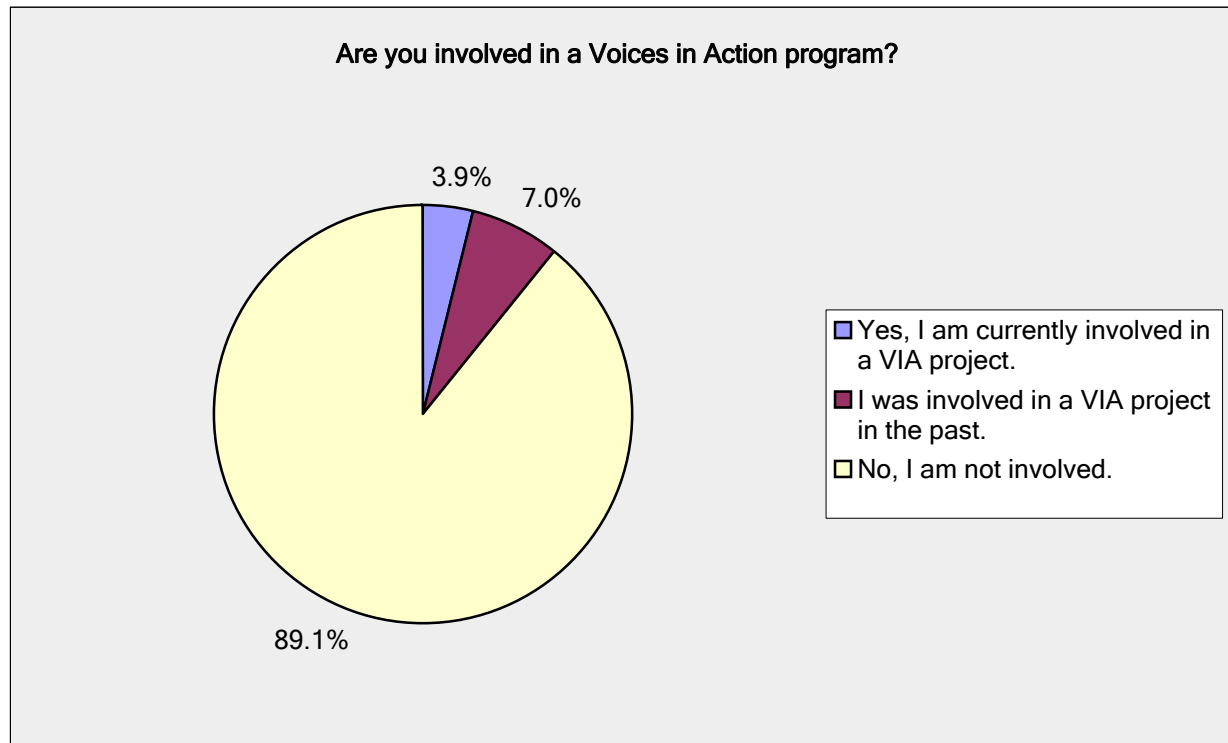
When did you last visit a Universal Church Reform page on the VOTF web site? (Main page is <http://www.votf.org/universalchurchreform>)

Answer Options	Response Percent	Response Count
This week	3.7%	37
This month	9.7%	98
Within last 3 months	12.6%	127
More than 3 months ago	12.7%	128
Never	38.1%	383
Don't know	23.2%	233
<i>answered question</i>		1006
<i>skipped question</i>		236



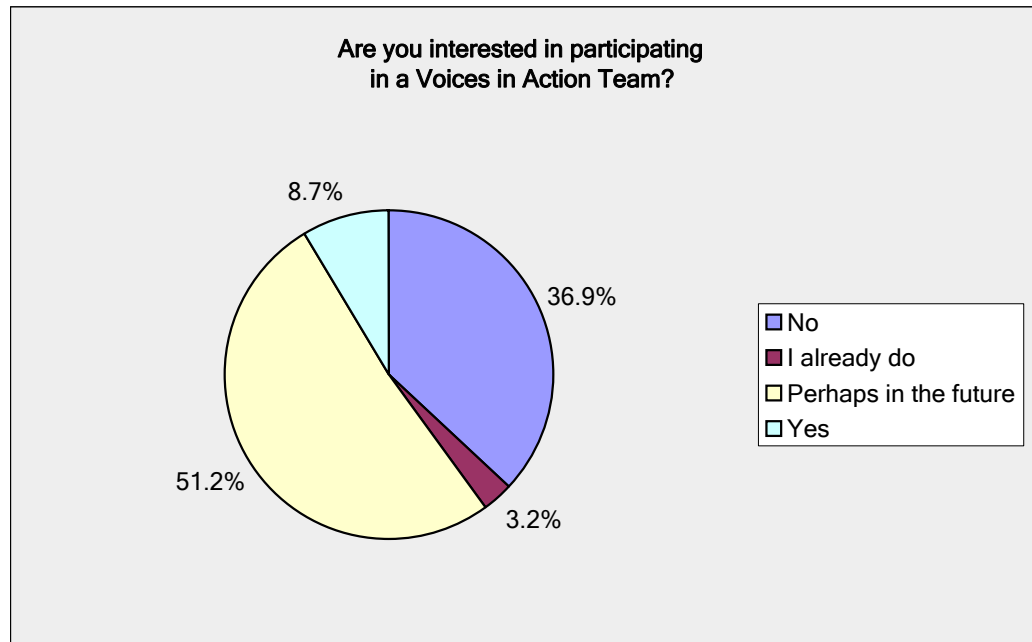
VOTF Member Survey Summer 2011: Question 14

Are you involved in a Voices in Action program?		
Answer Options	Response Percent	Response Count
Yes, I am currently involved in a	3.9%	39
I was involved in a VIA project in	7.0%	70
No, I am not involved.	89.1%	890
<i>answered question</i>		999
<i>skipped question</i>		243



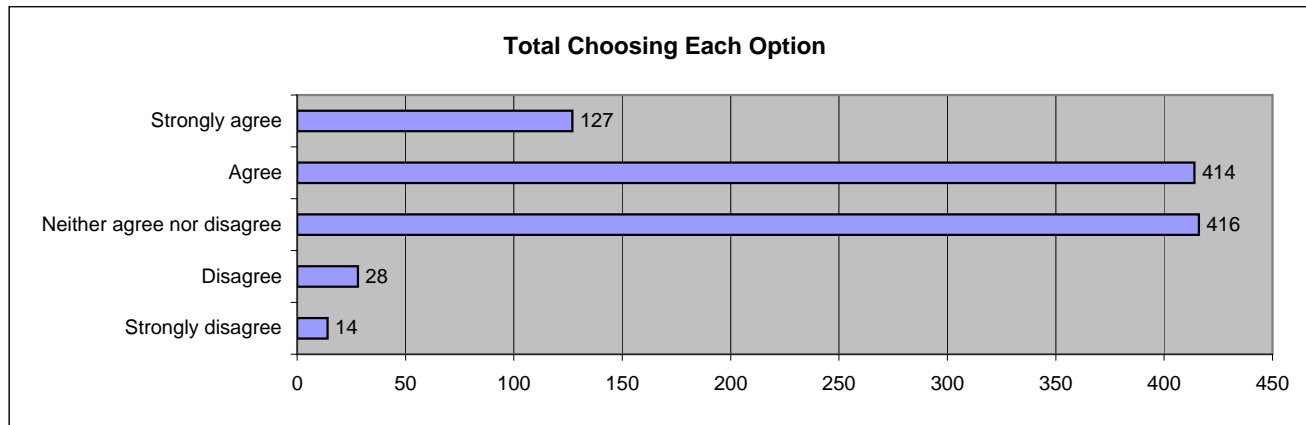
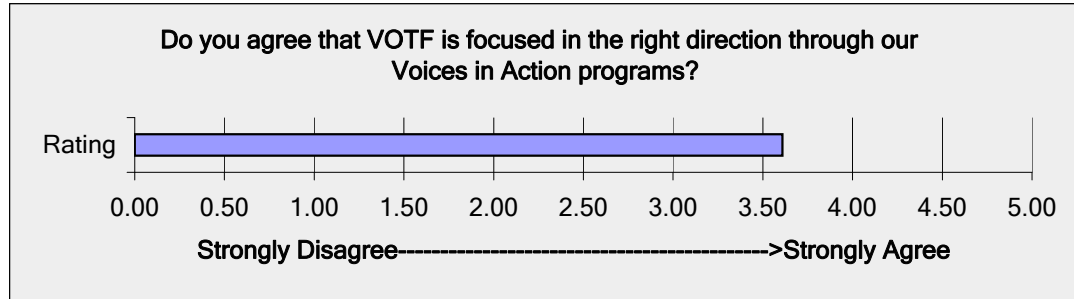
VOTF Member Survey Summer 2011: Question 15

Are you interested in participating in a Voices in Action Team?		
Answer Options	Response Percent	Response Count
No	36.9%	369
I already do	3.2%	32
Perhaps in the future	51.2%	511
Yes	8.7%	87
NOTE: If "yes" please enter your name and email		138
	<i>answered question</i>	999
	<i>skipped question</i>	243



VOTF Member Survey Summer 2011: Question 16

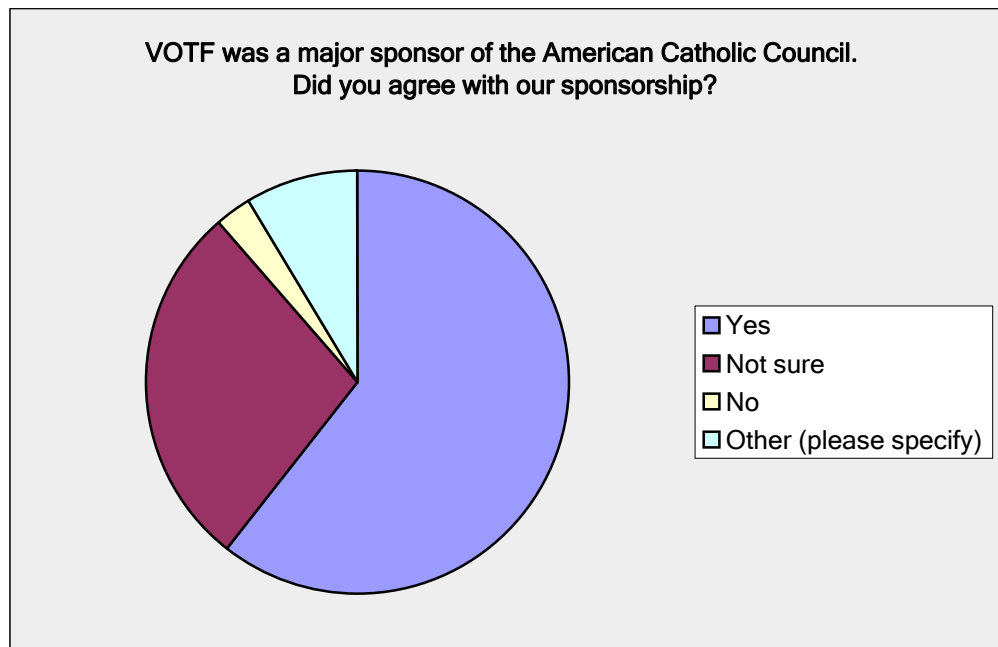
Do you agree that VOTF is focused in the right direction through our Voices in Action programs?								
Answer Options	Strongly disagree	Disagree	Neither agree nor disagree	Agree	Strongly agree	Rating Average	Response Count	
Rating	14	28	416	414	127	3.61	999	
If you do not agree, where do you think VOTF should focus its resources?								81
						<i>answered question</i>	999	
						<i>skipped question</i>	243	



VOTF Member Survey Summer 2011: Question 17

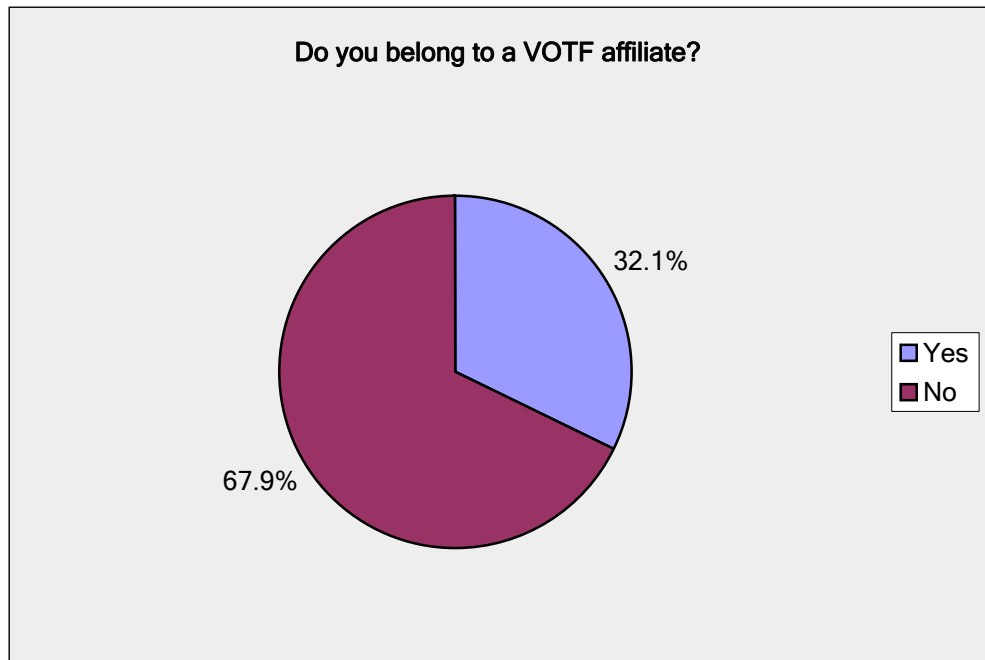
VOTF was a major sponsor of the American Catholic Council. Did you agree with our sponsorship?

Answer Options	Response Percent	Response Count
Yes	60.6%	605
Not sure	27.9%	279
No	3.0%	30
Other (please specify)	8.5%	85
<i>answered question</i>		999
<i>skipped question</i>		243



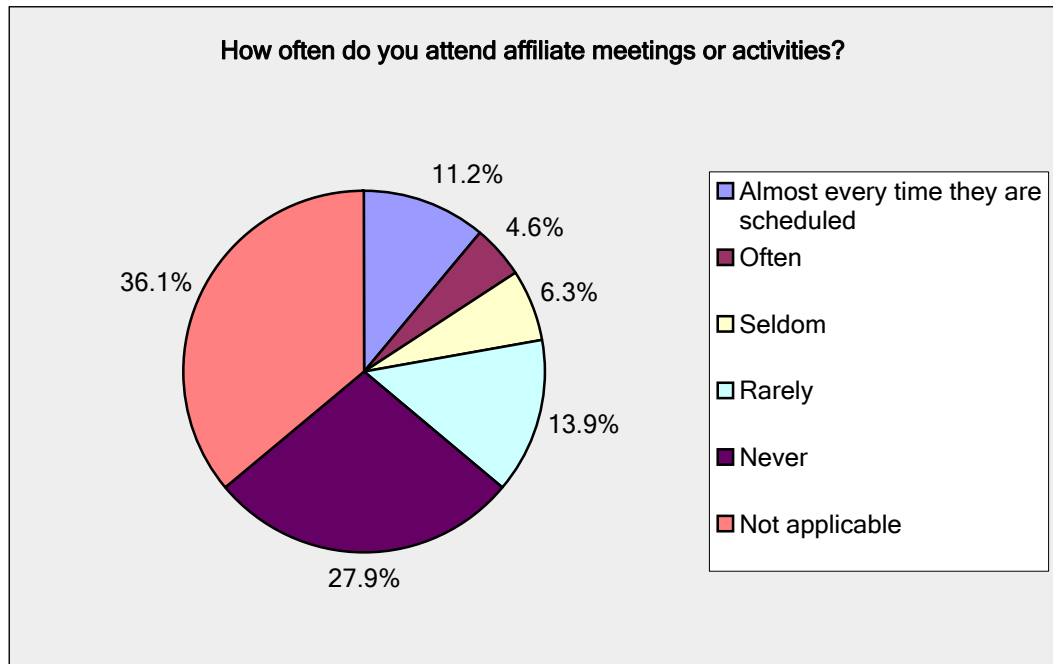
VOTF Member Survey Summer 2011: Question 18

Do you belong to a VOTF affiliate?		
Answer Options	Response Percent	Response Count
Yes	32.1%	319
No	67.9%	675
<i>answered question</i>		994
<i>skipped question</i>		248



VOTF Member Survey Summer 2011: Question 19

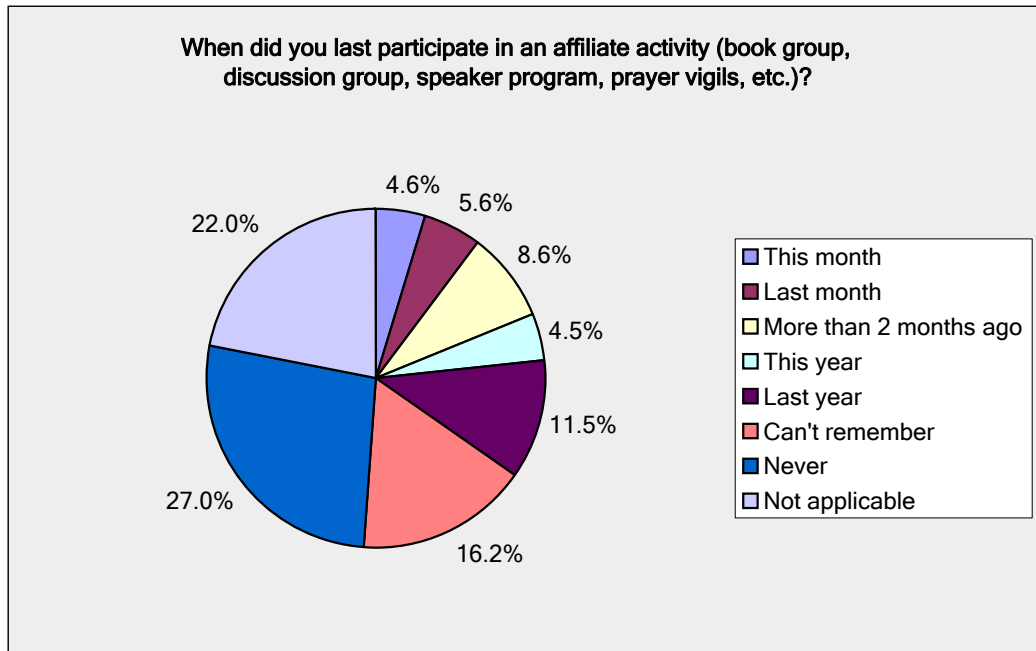
How often do you attend affiliate meetings or activities?		
Answer Options	Response Percent	Response Count
Almost every time they are	11.2%	111
Often	4.6%	46
Seldom	6.3%	63
Rarely	13.9%	138
Never	27.9%	277
Not applicable	36.1%	359
Other (please specify)		153
<i>answered question</i>		994
<i>skipped question</i>		248



VOTF Member Survey Summer 2011: Question 20

When did you last participate in an affiliate activity (book group, discussion group, speaker program, prayer vigils, etc.)?

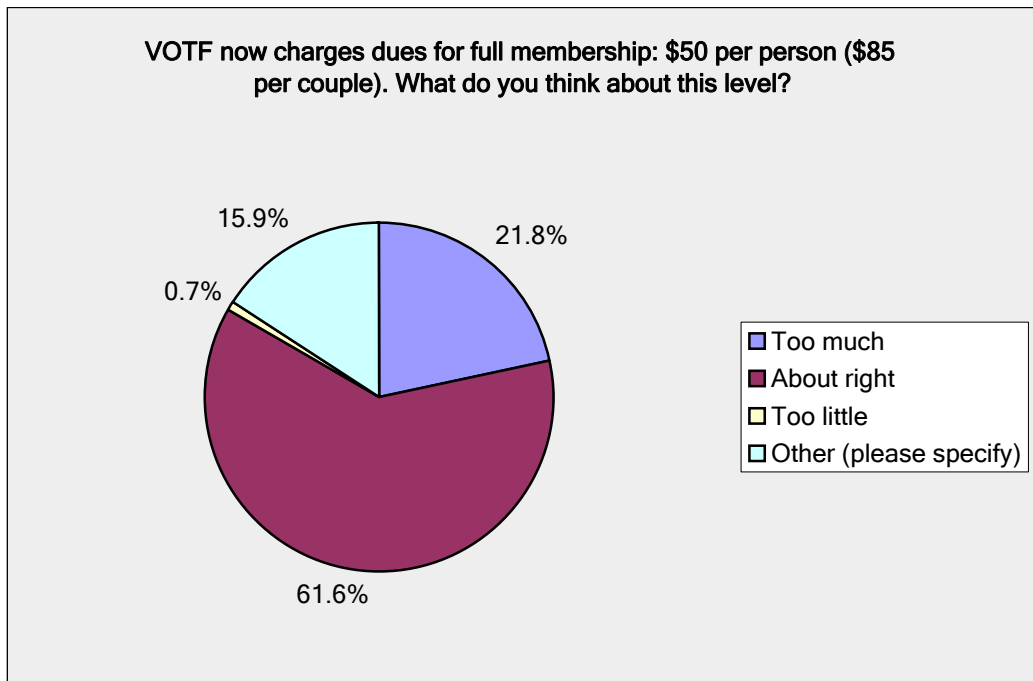
Answer Options	Response Percent	Response Count
This month	4.6%	46
Last month	5.6%	56
More than 2 months ago	8.6%	85
This year	4.5%	45
Last year	11.5%	114
Can't remember	16.2%	161
Never	27.0%	268
Not applicable	22.0%	219
Comment		110
<i>answered question</i>		994
<i>skipped question</i>		248



VOTF Member Survey Summer 2011: Question 21

VOTF now charges dues for full membership: \$50 per person (\$85 per couple). What do you think about this level?

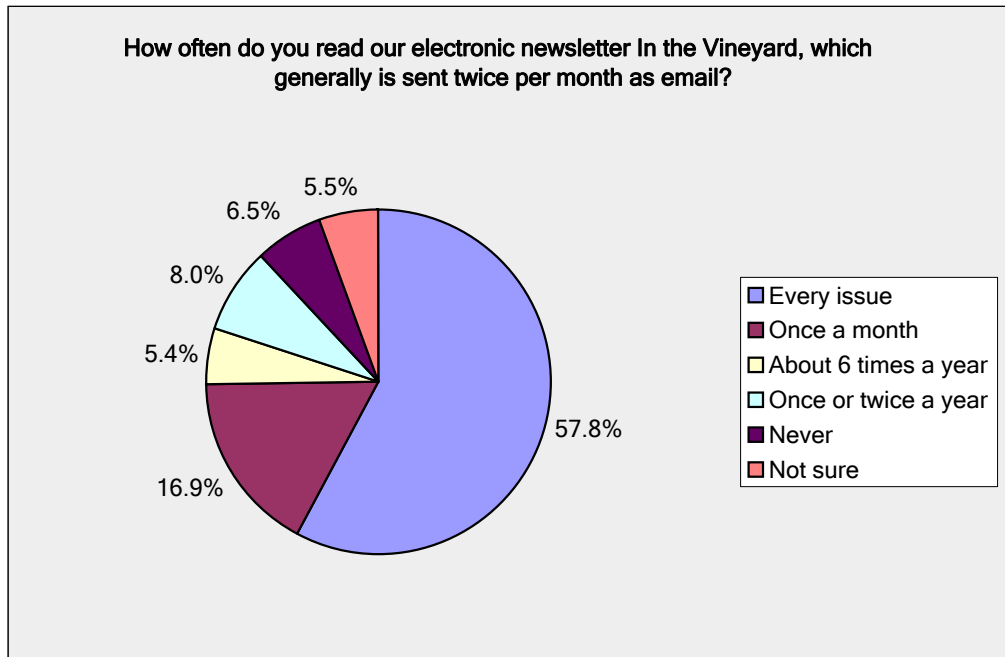
Answer Options	Response Percent	Response Count
Too much	21.8%	215
About right	61.6%	608
Too little	0.7%	7
Other (please specify)	15.9%	157
<i>answered question</i>		987
<i>skipped question</i>		255



VOTF Member Survey Summer 2011: Question 22

How often do you read our electronic newsletter In the Vineyard, which generally is sent twice per month as email?

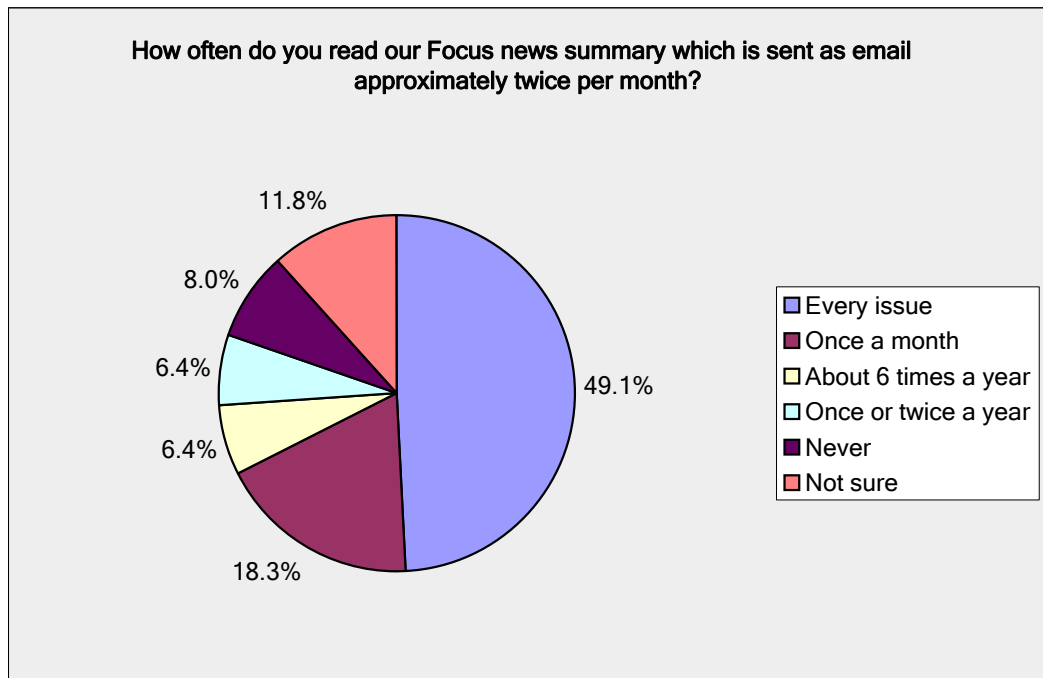
Answer Options	Response Percent	Response Count
Every issue	57.8%	570
Once a month	16.9%	167
About 6 times a year	5.4%	53
Once or twice a year	8.0%	79
Never	6.5%	64
Not sure	5.5%	54
Other (please specify)		76
<i>answered question</i>		987
<i>skipped question</i>		255



VOTF Member Survey Summer 2011: Question 23

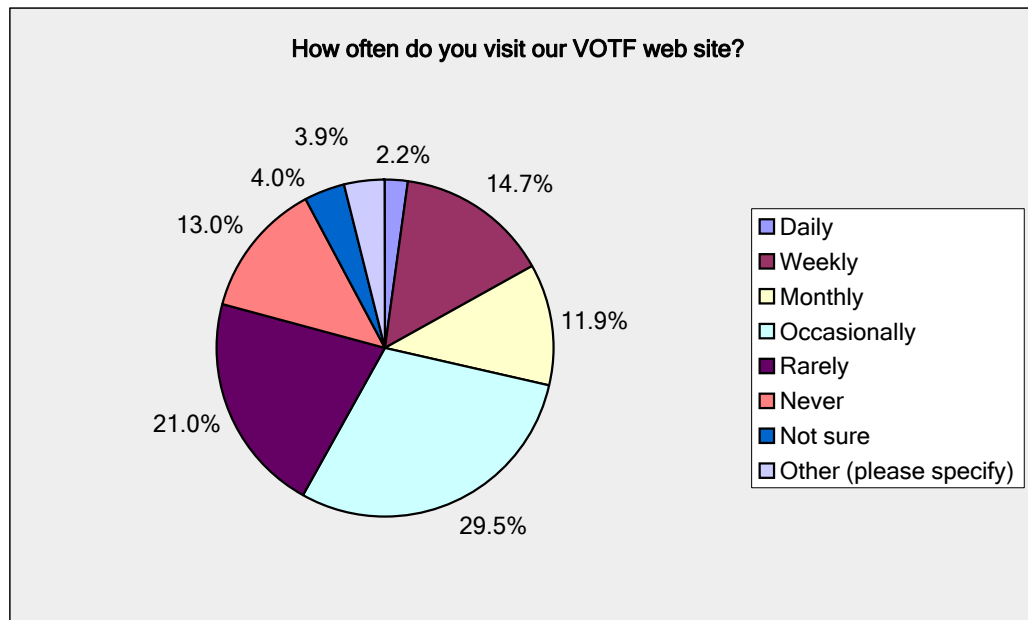
How often do you read our Focus news summary which is sent as email approximately twice per month?

Answer Options	Response Percent	Response Count
Every issue	49.1%	485
Once a month	18.3%	181
About 6 times a year	6.4%	63
Once or twice a year	6.4%	63
Never	8.0%	79
Not sure	11.8%	116
Other (please specify)		56
<i>answered question</i>		987
<i>skipped question</i>		255



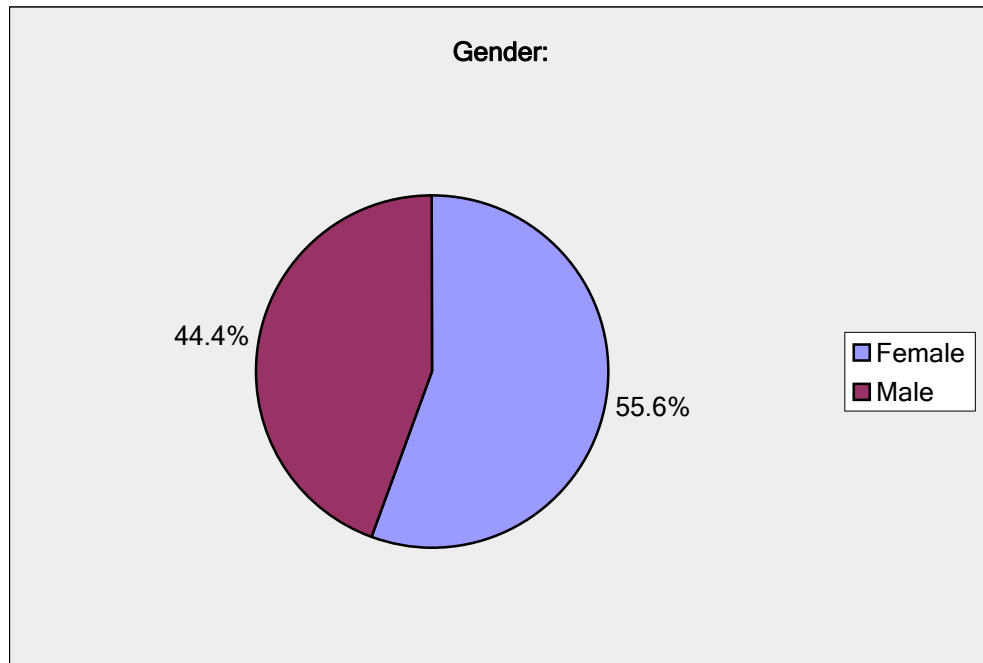
VOTF Member Survey Summer 2011: Question 24

How often do you visit our VOTF web site?		
Answer Options	Response Percent	Response Count
Daily	2.2%	22
Weekly	14.7%	145
Monthly	11.9%	117
Occasionally	29.5%	291
Rarely	21.0%	207
Never	13.0%	128
Not sure	4.0%	39
Other (please specify)	3.9%	38
<i>answered question</i>		987
<i>skipped question</i>		255



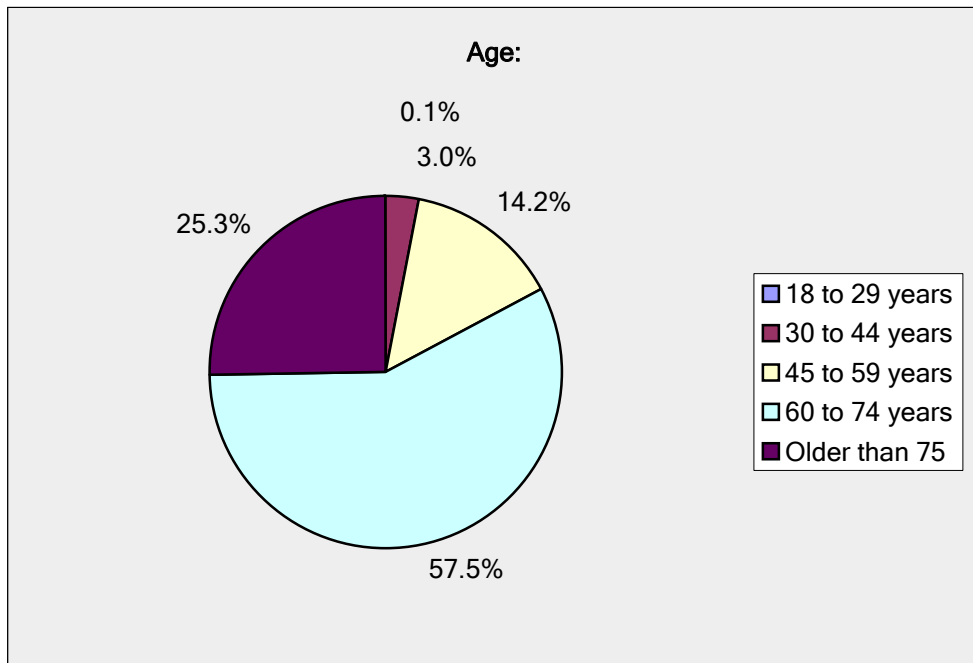
VOTF Member Survey Summer 2011: Question 25

Gender:		
Answer Options	Response Percent	Response Count
Female	55.6%	543
Male	44.4%	433
<i>answered question</i>		976
<i>skipped question</i>		266



VOTF Member Survey Summer 2011: Question 26

Age:		
Answer Options	Response Percent	Response Count
18 to 29 years	0.1%	1
30 to 44 years	3.0%	29
45 to 59 years	14.2%	139
60 to 74 years	57.5%	562
Older than 75	25.3%	247
<i>answered question</i>		978
<i>skipped question</i>		264



VOTF Member Survey Summer 2011: Question 27

How long have you been a member of VOTF?		
Answer Options	Response Percent	Response Count
1 to 2 years	11.3%	105
3 to 5 years	26.6%	247
5 to 7 years	25.5%	237
More than 7 years	36.5%	339
<i>answered question</i>		928
<i>skipped question</i>		314

