

1. On a scale of 1 (not at all) to 5 (essential) how important is it for VOTF to have a team fostering prayer and spiritual growth among our members?

	Not important	Somewhat important	Neither important or unimportant	Very important	It's essential	Rating Average	Response Count
How important?	5.4% (67)	14.7% (182)	11.3% (140)	32.1% (397)	36.5% (452)	3.80	1,2
answered question							1,2
skipped question							

2. How can VOTF best involve our members world-wide in spiritual and community projects? Rank options 1 (least) through 4 (best way). You MUST make at least one choice; if you truly have no opinion, please assign the rank of 1 to an option and then type the word NONE into the Comment box.

	1	2	3	4-Best	Rating Average	Response Count
->PROVIDE materials on VOTF website	9.7% (84)	16.5% (142)	34.3% (296)	39.5% (341)	3.04	863
->EXPAND our existing online Intercessory Prayer Group	38.9% (289)	29.9% (222)	20.6% (153)	10.5% (78)	2.03	742
->CREATE and promote Parish Voice Communities for prayer and education	14.0% (121)	18.2% (157)	25.8% (223)	42.0% (363)	2.96	864
->CREATE a private email list on which members can share ideas to promote community	26.0% (208)	27.7% (221)	25.9% (207)	20.4% (163)	2.41	799

Comment 198

answered question	1,238
skipped question	4









3. When did you last visit a VOTF Spiritual & Communal Growth resources web page? (Main page is <http://votf.org/spiritualgrowth>)

		Response Percent	Response Count
This week		3.8%	47
This month		7.2%	89
Within last 3 months		12.5%	155
More than 3 months ago		11.6%	144
Never		50.2%	621
Don't know		14.7%	182
answered question			1,238
skipped question			4








4. For VOTF, which of the following actions initiated by the Child Protection/Support Survivor Team are good uses of our resources? Rank the projects 1 (least) to 4 (best use). You MUST make at least one choice; if you truly have no opinion, please assign the rank of 1 to an option and then type the word NONE into the Comment box.

	1	2	3	4-Best	Rating Average	Response Count
->RESOURCES for reforming Statutes of Limitation on child sex abuse in state legislatures	23.3% (177)	17.5% (133)	26.0% (197)	33.2% (252)	2.69	759
->LOCAL efforts to raise awareness of risk to children's safety from sexual predators (including clergy)	17.7% (126)	23.5% (167)	27.9% (198)	30.8% (219)	2.72	710
->LOCAL efforts to promote child protection safeguards	20.1% (139)	24.6% (170)	27.5% (190)	27.8% (192)	2.63	691
->ONLINE resources to support victims/survivors and families (with news updates, notices about events, suggested actions, a space for postings on pertinent topics)	18.7% (146)	22.3% (174)	26.7% (208)	32.3% (252)	2.73	780
					Comment	118
					answered question	1,049
					skipped question	193

**5. During the last two years, did you participate in any of these survivor support actions?
(Check all that apply.)**

		Response Percent	Response Count
Healing prayers or liturgies for victims/survivors		30.1%	316
Public vigils or press conferences in support of victims/survivors' issues		11.0%	115
Writing letters to the editor or op-ed pieces on stories related to victims/survivors		16.3%	171
Testimony or attendance at court hearings on victims/survivors cases		3.8%	40
Testimony or attendance at legislative hearings on victims/survivors issues		4.2%	44
Listening to the stories of victims/survivors in either a public or private venue		48.7%	511
Group discussions about books, articles, or news stories regarding victims/survivors' experiences or issues		31.2%	327
Other or None (please specify)		39.7%	416
		answered question	1,049
		skipped question	193

6. Which of the following child sex-abuse prevention actions have you participated in during the last two years? (Check all that apply.)

		Response Percent	Response Count
Community child abuse awareness activities (for example, Blue Ribbon or Pinwheel projects, Walkathons, April Child Protection Month actions)		11.2%	117
Communications with my pastor, bishop or chancellor about the diocesan/parish policy or procedures on abuse prevention education and background checks		28.9%	303
Reviews of my diocesan website to check compliance policy or materials and procedures about Child Abuse Prevention and Safe Environments		31.1%	326
Writing letters to the editor or op-ed pieces about sex-abuse prevention and abuse-awareness programs		14.6%	153
Testimony or attendance at legislative hearings relating to child abuse prevention and mandatory reporting of abuse		4.5%	47
Newspaper ads or public services announcements about child abuse awareness		9.2%	97
Other or None (please specify)		46.0%	483
		answered question	1,049
		skipped question	193

7. When did you last visit a CPSS page on the VOTF web site? (Main page is <http://www.votf.org/page/voices-action/7619>)

		Response Percent	Response Count
This week		5.2%	55
This month		8.7%	91
Within last 3 months		11.5%	121
More than 3 months ago		13.6%	143
Never		37.9%	398
Don't know		23.0%	241
answered question			1,049
skipped question			193

8. Where should Local Action in VOTF focus its efforts? Please rank the options 1 (least important) through 5 (best option). You MUST make at least one choice; if you truly have no opinion, please assign the rank of 1 to any option and then type the word NONE into the Comment box.

	1	2	3	4	5-Best	Rating Average	Response Count
->EDUCATING and empowering the laity	4.4% (37)	6.8% (57)	10.3% (87)	23.9% (201)	54.6% (460)	4.18	842
->PROMOTING best practices in the parish	15.2% (104)	21.9% (150)	27.3% (187)	21.5% (147)	14.0% (96)	2.97	684
->PROMOTING safe environments for children	13.0% (90)	22.1% (153)	21.3% (147)	21.6% (149)	22.0% (152)	3.17	691
->FINANCIAL transparency and accountability	7.9% (60)	14.5% (110)	21.4% (163)	29.3% (223)	26.8% (204)	3.53	760
->VOTF affiliate support	45.1% (283)	21.7% (136)	15.9% (100)	10.7% (67)	6.5% (41)	2.12	627

Comment 149







answered question 1,020

skipped question 222

9. Over its first decade, VOTF efforts centered largely around local affiliates. In the future, should VOTF maintain its local focus, or shift its strategy toward building a stronger national reform movement? Please assign a rating of 1 (local) to 5 (national focus):

	1-Local focus	2	3-Equal focus	4	5-National focus	Rating Average	Response Count
VOTF actions	9.6% (98)	3.1% (32)	47.0% (479)	11.2% (114)	29.1% (297)	3.47	1,020
	Comment (optional)						129
	answered question						1,020
	skipped question						222






10. When did you last visit a Local Action page on the VOTF web site? (Main page is <http://www.votf.org/localactions>)

		Response Percent	Response Count
This week		6.8%	69
This Month		12.1%	123
Within last 3 months		13.6%	139
More than 3 months ago		16.1%	164
Never		30.1%	307
Don't know		21.4%	218
	answered question		1,020
	skipped question		222

11. Which of the following initiatives should VOTF focus on? Please rank the options 1 (least important) through 4 (best). You MUST make at least one choice; if you truly have no opinion, please assign the rank of 1 to an option and then type the word NONE into the Comment box.

	1	2	3	4-Best	Rating Average	Response Count
->BISHOP selection	30.4% (234)	23.2% (179)	20.8% (160)	25.7% (198)	2.42	771
->WOMEN'S roles in Church	16.1% (130)	23.8% (192)	33.9% (273)	26.2% (211)	2.70	806
->ROLE of laity	11.2% (93)	15.1% (126)	21.9% (182)	51.8% (431)	3.14	832
->PRIESTHOOD issues	29.6% (223)	28.4% (214)	25.0% (188)	17.0% (128)	2.29	753
				Comment/Other		190
				answered question		1,006
				skipped question		236

12. What should VOTF do to support priests of integrity? (Check all that apply.)

		Response Percent	Response Count
Give Priests of Integrity awards		39.6%	398
Support key issues affecting priests at a national level		73.1%	735
Incorporate the support of priests of integrity into local action		63.2%	636
None of the above		3.3%	33
Other (please specify)		13.7%	138
		answered question	1,006
		skipped question	236





13. When did you last visit a Universal Church Reform page on the VOTF web site? (Main page is <http://www.votf.org/universalchurchreform>)

		Response Percent	Response Count
This week		3.7%	37
This month		9.7%	98
Within last 3 months		12.6%	127
More than 3 months ago		12.7%	128
Never		38.1%	383
Don't know		23.2%	233
answered question			1,006
skipped question			236

14. Are you involved in a Voices in Action program?

		Response Percent	Response Count
Yes, I am currently involved in a VIA project.		3.9%	39
I was involved in a VIA project in the past.		7.0%	70
No, I am not involved.		89.1%	890
answered question			999
skipped question			243

15. Are you interested in participating in a Voices in Action Team?

		Response Percent	Response Count
No		36.9%	369
I already do		3.2%	32
Perhaps in the future		51.2%	511
Yes		8.7%	87

NOTE: If "yes" please enter your name and email address here:

138

answered question

999

skipped question

243

16. Do you agree that VOTF is focused in the right direction through our Voices in Action programs?

	Strongly disagree	Disagree	Neither agree nor disagree	Agree	Strongly agree	Rating Average	Response Count
Rating	1.4% (14)	2.8% (28)	41.6% (416)	41.4% (414)	12.7% (127)	3.61	999

If you do not agree, where do you think VOTF should focus its resources?

81





answered question

999



skipped question

243







17. VOTF was a major sponsor of the American Catholic Council. Did you agree with our sponsorship?

		Response Percent	Response Count
Yes		60.6%	605
Not sure		27.9%	279
No		3.0%	30
Other (please specify)		8.5%	85
answered question			999
skipped question			243

18. Do you belong to a VOTF affiliate?

		Response Percent	Response Count
Yes		32.1%	319
No		67.9%	675
answered question			994
skipped question			248

19. How often do you attend affiliate meetings or activities?

		Response Percent	Response Count
Almost every time they are scheduled		11.2%	111
Often		4.6%	46
Seldom		6.3%	63
Rarely		13.9%	138
Never		27.9%	277
Not applicable		36.1%	359
	Other (please specify)		153
answered question			994
skipped question			248

20. When did you last participate in an affiliate activity (book group, discussion group, speaker program, prayer vigils, etc.)?

		Response Percent	Response Count
This month		4.6%	46
Last month		5.6%	56
More than 2 months ago		8.6%	85
This year		4.5%	45
Last year		11.5%	114
Can't remember		16.2%	161
Never		27.0%	268
Not applicable		22.0%	219
	Comment		110
answered question			994
skipped question			248

21. VOTF now charges dues for full membership: \$50 per person (\$85 per couple). What do you think about this level?

		Response Percent	Response Count
Too much		21.8%	215
About right		61.6%	608
Too little		0.7%	7
Other (please specify)		15.9%	157
answered question			987
skipped question			255









22. How often do you read our electronic newsletter In the Vineyard, which generally is sent twice per month as email?

		Response Percent	Response Count
Every issue		57.8%	570
Once a month		16.9%	167
About 6 times a year		5.4%	53
Once or twice a year		8.0%	79
Never		6.5%	64
Not sure		5.5%	54
	Other (please specify)		76
answered question			987
skipped question			255



23. How often do you read our Focus news summary which is sent as email approximately twice per month?

		Response Percent	Response Count
Every issue		49.1%	485
Once a month		18.3%	181
About 6 times a year		6.4%	63
Once or twice a year		6.4%	63
Never		8.0%	79
Not sure		11.8%	116
	Other (please specify)		56
		answered question	987
		skipped question	255

24. How often do you visit our VOTF web site?

		Response Percent	Response Count
Daily		2.2%	22
Weekly		14.7%	145
Monthly		11.9%	117
Occasionally		29.5%	291
Rarely		21.0%	207
Never		13.0%	128
Not sure		4.0%	39
Other (please specify)		3.9%	38
answered question			987
skipped question			255

25. Gender:

		Response Percent	Response Count
Female		55.6%	543
Male		44.4%	433
answered question			976
skipped question			266

26. Age:

		Response Percent	Response Count
18 to 29 years		0.1%	1
30 to 44 years		3.0%	29
45 to 59 years		14.2%	139
60 to 74 years		57.5%	562
Older than 75		25.3%	247
answered question			978
skipped question			264

27. How long have you been a member of VOTF?

		Response Percent	Response Count
1 to 2 years		11.3%	105
3 to 5 years		26.6%	247
5 to 7 years		25.5%	237
More than 7 years		36.5%	339
answered question			928
skipped question			314