



Measuring and Ranking Diocesan Online Financial Transparency: 2025 Report

During the summer of 2025, Voice of the Faithful carried out its ninth annual review of the financial transparency displayed via the websites of all dioceses belonging to the U.S. Conference of Catholic Bishops (USCCB). The 2025 review, along with those conducted in 2017 through 2024, identifies those dioceses that are working toward enhanced financial transparency.¹

Such financial transparency must be one key element of an open response by the Church to survivors of clerical sexual abuse. It will also be essential in rebuilding the trust of U.S. Catholics in our diocesan leadership. If the extent of the financial settlements made by bishops to hide clerical sexual abuse had become known through transparent financial reporting when the abuse reports started breaking long before 2002, lay Catholics would have been aware that the abuse was not a rare exception, but widespread.

The Importance of Financial Transparency

Financial transparency can help address an array of problems that emerged within the Church in recent centuries. One is the horror of clergy sexual abuse. If Catholics had known and had demanded change decades ago, and if the bishops had implemented that change, many children could have been spared the devastation that comes in the wake of such abuse. Some cases of abuse would still have occurred, but the abuse would have been reported, not covered up, and abusers would have been called to account for their crimes. Victims of serial abusers would have been protected.

Transparency also guards against fraudulent diversion of donated funds by clergy or by laity. The absence of clear and accessible financial statements, certified by audits, and of properly implemented collection and reporting protocols, makes it much easier to divert the funds donated by the members of a diocese. Every Catholic shares in the responsibility to ensure that funds donated for Church work actually go toward those purposes. Without *timely* access to financial reports and information on diocesan finance councils, budgets, and the overall financial health of a diocese, ordinary Catholics cannot exercise their full responsibility of stewardship or verify where their donations to the diocese go.

¹ VOTF's review focuses on diocesan websites because the public face of any major corporation or organization is its website. Information not posted and accessible at an organization's website can reasonably be assumed to be not intended for public viewing.

Measuring and Ranking Diocesan Online Financial Transparency: 2025

Some dioceses have made a clear public commitment to financial transparency. Others reveal almost nothing. This 2025 report, and the eight that preceded it, provide tools that faithful Catholics can use to understand how their diocese uses their donations and to help them exercise good stewardship of the gifts God has given them.

2025 Review Process

The 2025 review began on June 1, 2025, and ended on August 31, 2025. All one 176 dioceses were notified of the dates of the review by letter and each website was scored during that period. Current financial information, including audited financial statements, was required to be posted on the website during the review period for the diocese to receive full credit. The reviews were conducted by three independent reviewers using the 2025 worksheet, which can be found in Appendix A. Following the independent reviews, VOTF reconciled all scores so dioceses received proper credit.

The 2025 worksheet included changes to Questions 7 and 8, which were made based on the importance of the Diocesan Finance Council (DFC) as a voice for lay members of the diocese. According to canon law, members of the DFC are to be informed by the bishop concerning a broad range of diocesan financial activities. Reviewers now look for contact information for the DFC and evaluate diocesan compliance with Canons 1277 and 1287. Please refer to the detailed summary of Question 8 on page 18 for more information. Notice of the changes was provided in a letter to all USCCB dioceses notifying them of plans for the 2025 review.

Diocesan Financial Transparency in 2025

Full results of the 2025 review are listed alphabetically by diocese in Appendix B and by score in Appendix C. Scores in the top 10 ranged from 95% to 100%. Although the average score dropped from 71% to 66% in 2025, this decrease of 5% is due in part to the scoring change on Questions 7 and 8, and does *not* indicate a real drop in transparency *concerning the Diocesan Finance Council*. In particular, several high-transparency dioceses lost points in 2025 for exactly the same information on which they had received a perfect score in 2024; the tracking of DFC compliance with canon law caused the decline.

VOTF considers the posting of current audited financial statements to be the hallmark of diocesan financial transparency. It is covered in Questions 3 and 4 in the worksheet found in Appendix A. In 2025, the number of dioceses posting current audited financial reports of their central operations decreased from 114 to 112 (64%). This represents a drop from the all-time high of 116 dioceses in 2023 and is another factor in the lower average score in 2025. This

Measuring and Ranking Diocesan Online Financial Transparency: 2025

trend is concerning, although 112 is still significantly higher than the 83 dioceses posting current audited financial reports in 2017 when this review was first undertaken.

Number of Dioceses Posting Current Audited Financial Statements Over Time

2017	2018	2019	2020	2021	2022	2023	2024	2025
83	97	105	104	113	115	116	114	112

The Top Ten in 2025

The ten dioceses with the highest scores in 2025 are shown in Table 1. All these dioceses have demonstrated consistent dedication to financial transparency. Five dioceses received a perfect score of 100% this year and are shown in alphabetical order. Of those five, Kansas City KS, Lexington, Rochester, and Youngstown all scored 100% last year. We congratulate Nashville for bringing their score up from 82% last year and receiving a perfect score for the first time.

Table 1 –Size and Assets of the Top Ten Dioceses

Archdioceses in bold

Diocese	Scores		Net Assets (\$)	# of Catholics	# of Parishes
	2025	2024			
Kansas City KS	100%	100%	90,548,831	183,200	111
Lexington KY	100%	100%	25,107,425	41,004	59
Nashville TN	100%	82%	55,369,593	90,390	59
Rochester NY	100%	100%	78,420,157	305,746	86
Youngstown OH	100%	100%	53,290,684	117,367	67
Scranton PA	98%	100%	20,132,632	317,429	101
Baltimore MD	96%	96%	149,240,224	512,500	139
Fort Wayne-So. Bend IN	96%	96%	39,559,344	147,996	81
Joliet IL	96%	69%	64,455,845	626,600	118
Charleston SC	95%	100%	80,113,568	205,947	94

Rochester has scored 100% and consistently posted current audited financial statements as they have proceeded through bankruptcy. Some dioceses say they cannot post reports during bankruptcy, but Rochester has demonstrated that it is possible.

Measuring and Ranking Diocesan Online Financial Transparency: 2025

After receiving 100% from 2021 to 2024, Scranton dropped to 98% in 2025 due to missing information on the Diocesan Finance Council, even though their website had not changed. Scranton lost two points for not including DFC contact information as now required in Question 7. This drop in score is therefore *solely* due to the new scoring.

Charleston provided all the new DFC information required in 2025, but dropped five points on Question 9 concerning day-to-day financial policies.

The Next Nine

All dioceses scoring from 90% to 94% are listed in Table 2. Belleville, Pittsburgh, and Erie all had perfect scores in 2024, but lost points because they did not make changes to meet the new DFC requirements in 2025.

Table 2 – Next Nine Highest-Scoring Dioceses in 2025

Archdioceses in bold

Diocese	Scores		Net Assets (\$)	# of Catholics	# of Parishes
	2025	2024			
Belleville IL	94%	100%	4,749,684	127,100	98
Mobile AL	92%	92%	33,202,498	107,870	76
Pensacola-Tal FL	92%	92%	104,568,909	71,445	53
Seattle WA	92%	96%	56,287,000	899,600	136
Jefferson City MO	91%	72%	34,908,338	74,757	91
Memphis TN	91%	91%	399,042,639	69,863	45
Pittsburgh PA	91%	100%	16,408,325	618,731	173
Atlanta GA	90%	91%	57,800,699	1,300,000	104
Erie PA	90%	100%	24,671,991	194,456	76

Belleville dropped from 100% in 2024 to 94% in 2025, losing six points for not stating that their DFC follows Canon 1287 (3 points) and Canon 1277 (3 points). To gain points on Question 8, these procedures must be described somewhere on the website, or include a reference that the numbered canons are followed.

Pittsburgh, which received a score of 91% in 2025, lost two points on Question 7 for not posting DFC contact information, three points for not addressing the annual financial report required by Canon 1287, and four points for failing to post agendas or highlights of DFC meetings. Erie

Measuring and Ranking Diocesan Online Financial Transparency: 2025

did not post DFC agendas or highlights (4 points) or information about either Canons 1277 or 1287 (6 points) for a score of 90%.

Belleville, Pittsburgh and Erie are therefore all in the same situation as Scranton, losing points in 2025 *solely* due to the change in scoring requiring additional information concerning the Diocesan Finance Council. This scoring change had a disproportionate effect on high transparency dioceses because they were, in most cases, the only ones to provide any information on their DFC in past years. Some lower ranking dioceses lost points due to the scoring change, but also dropped in other areas such as not posting financial statements.

On the bright side, Jefferson City improved their score from 72% in 2024 to 91% in 2025. They posted a current audited financial report and a dated list of DFC members. They also posted DFC *minutes* and information pertaining to Canon 1287. Posting actual minutes of DFC meetings, as opposed to highlights, is a sign of extraordinary transparency.

Gaining and Losing Most Points in 2025

Table 3 shows the five dioceses with the most improved scores in 2025. Joliet leads the list with a 27-point improvement. They made the top ten list this year by improving their finance page and clarifying their collections procedures.

Table 3 – Five Most-Improved Dioceses 2024 to 2025

Archdioceses in bold

Diocese	2025 Score	2024 Score	Difference
Joliet IL	96	69	27
Harrisburg PA	78	59	19
Jefferson City MO	91	72	19
San Francisco CA	73	54	19
Nashville TN	100	82	18

Harrisburg published a current audit for the first time since emerging from bankruptcy in 2023, but lost points for not posting current DFC agendas or highlights or information about Canons 1287 and 1277. Nashville gained 18 points to achieve a perfect score by improving their posted day-to-day parish financial policies and their requirements for protecting parish collections (Questions 9 and 10). San Francisco made significant improvements to their finance page, adding links that enabled reviewers to locate more important financial information.

Measuring and Ranking Diocesan Online Financial Transparency: 2025

Table 4 lists the eight dioceses that lost the most points between 2024 and 2025. Leading the list with a loss of 41 points is Detroit, which received a full 25 points for financial reporting in 2024, but removed all financial statements from their website in 2025. It is always a cause for concern when a diocese decides to remove financial statements. In this situation, members of the diocese should make an effort to learn what financial situation may have motivated such a retreat from transparency. Detroit also lost points in other areas including DFC information.

Table 4 – Eight Dioceses Losing Most Points From 2024 to 2025

*Archdioceses in **bold***

Diocese	2025 Score	2024 Score	Difference
Detroit MI	52	93	-41
Green Bay WI	48	77	-29
Camden NJ	45	67	-22
Lafayette LA	65	87	-22
Orange CA	74	96	-22
Richmond VA	70	92	-22
Oakland CA	39	60	-21
Wheeling-C'Ton WV	76	96	-20

Of the eight dioceses in Table 4, only Green Bay and Richmond posted current audited financial statements in 2025. Green Bay still lost 29 points by eliminating their dedicated finance page, finance office staff contact information, and policies and procedures manual. Richmond lost 10 points by password protecting its policies and procedures manual and another 10 points by failing to provide any of the DFC information required in the 2025 worksheet.

It is essential to financial transparency that once an audited financial statement is posted to the diocesan website, that it be updated consistently on a yearly basis. Information about membership of the DFC should be updated yearly as well. Camden last posted an audited financial statement in 2019. Last year they received five points for it, since even a four-year-old statement can sometimes provide useful financial information. This year Camden received no points on Questions 3 and 4.

Oakland received only five points this year on Questions 3 and 4 because the latest financial statement posted on their website is from 2021, more than two years out of date. Oakland also redesigned their website this year, and the finance page disappeared along with links to important financial information that had been previously found there.

Measuring and Ranking Diocesan Online Financial Transparency: 2025

Lafayette LA, Orange and Wheeling-Charleston all lost points for failing to include the new information required on the DFC, and all three also lost 10 points on Questions 3 and 4 concerning the key issue of posting a current audited financial statement. Unlike Scranton, Belleville, Pittsburgh, and Erie discussed above, the lower 2025 scores for Lafayette LA, Orange and Wheeling-Charleston reflect both the scoring change and lost ground in financial reporting. Richmond similarly combined a loss of 12 points on the DFC with a loss of 10 points for password-protecting information on financial policies and procedures.

Distribution of Scores in 2024 and 2025

Figures 1.a and 1.b show the distributions of transparency scores in 2024 and 2025 respectively. The height of the columns represents the number of dioceses scoring in a given range of scores. Column 1 represents the number of dioceses that received scores in the range of 1% to 10%. Column 2 represents dioceses scoring 11%-20% and so on. The effect of the new scoring on high transparency dioceses can be clearly seen in Figure 1.

The average score for all U.S. dioceses dropped 5% in 2025 from 71% to 66%. A comparison of Figures 1.a and 1.b suggests that scores dropped in two different populations. The number of dioceses scoring in the 91 to 100% range dropped significantly, largely due to the new scoring on Questions 7 and 8. The shifting of scores downward between 61% and 90% is a separate trend reflecting loss of ground in posting of audited financial statements, an area that accounts for 25% of the total diocesan score.

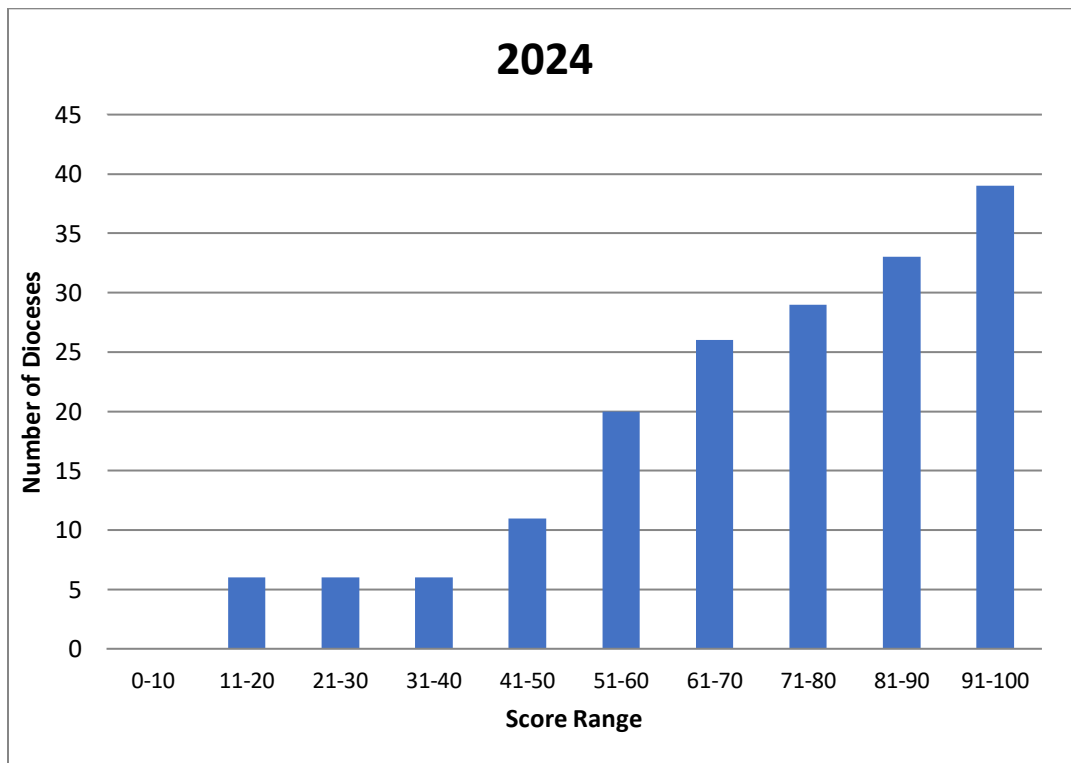


Figure 1.a. 2024 Distribution of Diocesan Financial Transparency Scores

Measuring and Ranking Diocesan Online Financial Transparency: 2025

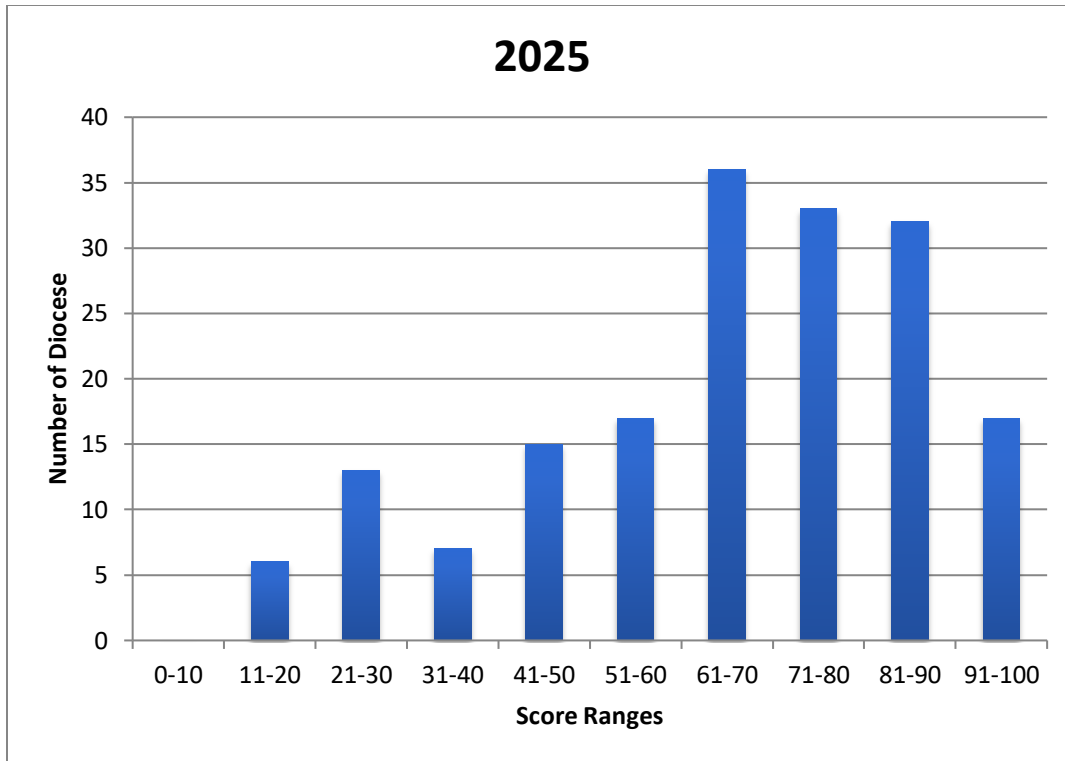


Figure 1.b. 2025 Distribution of Diocesan Financial Transparency Scores

The Six Lowest Scoring Dioceses

The six dioceses shown in Table 5 have the lowest transparency scores in the USCCB.

Table 5 – Scores, Sizes, and Assets of the Six Lowest-Scoring Dioceses

Archdioceses in bold

Diocese	Scores		Net Assets (\$)	# of Catholics	# of Parishes
	2025	2024			
Altoona-Johnstown PA	20%	37%	No report	68,561	84
Shreveport LA	18%	19%	No report	37,986	27
Brooklyn NY	17%	30%	No report	1,532,500	165
Reno NV	17%	20%	No report	114,000	27
Tulsa OK	17%	20%	No report	60,800	77
New York NY	12%	12%	No report	2,819,000	283

None of the dioceses in Table 6 published financial reports in either 2024 or 2025. Altoona-Johnstown and Brooklyn are new to the list of lowest scorers this year. The final step that

Measuring and Ranking Diocesan Online Financial Transparency: 2025

brought Altoona-Johnstown to Table 5 with a score of 20% was the disappearance of its search engine. With no effective way of searching the website, even information that is available there will be very difficult for interested members of the diocese to find. Brooklyn dropped to 17% when it deleted its finance page. Without a central point on the website with links to finance related information, assembling a full picture of diocesan finance becomes very challenging.

This year the Archdiocese of New York once again received the lowest transparency score in the USCCB. Four other New York dioceses are going through bankruptcy proceedings as a way of dealing with large claims of clerical child sexual abuse, but the Archdiocese of New York has thus far avoided the financial disclosure that accompanies bankruptcy by the sale of land holdings in New York City to raise \$300M dollars for abuse settlements.

We join the members of the Archdiocese of New York in welcoming the Most Reverend Ronald A. Hicks, former bishop of Joliet as their new archbishop. Joliet is among the top 10 most transparent dioceses in the country, and we hope this appointment will bring a new focus on financial transparency and accountability to New York. Such transparency can play an essential role in rebuilding trust and support on the part of the members of the archdiocese and might even encourage Brooklyn to make positive changes.

Detailed Summary—Key Areas of Transparency

Question 1 - Is financial information accessible on the diocesan website from a central page designated as finance, business, accounting or equivalent? Maximum Score 5 points; Average Score 4.7 in 2024 and 2025.

Having an easily identifiable central webpage containing key financial information greatly enhances financial transparency. Such a page enables members of the diocese to locate financial statements and other important financial information easily. Many dioceses have good finance pages, although some websites have more than one page that can be found by searching for finance, business, accounting or equivalent terms, which our reviewers have found confusing. We encourage dioceses to review their websites, consolidate all financial information onto one page and delete those pages that are no longer current or have been replaced.

Despite some challenges arising from such multiple listings, our 2025 reviewers identified a primary finance page for 167 dioceses including, for the first time, the Diocese of St. Thomas VI. The score of 4.7 out of 5.0 (94%) represents an improvement over the course of the review. Dioceses lacking a finance page in 2025 were Alexandria, Brooklyn, Dallas, Green Bay, Lake Charles, Oakland, Newark, New York, Reno and Tulsa. Green Bay and Oakland's pages disappeared in 2025 due to website redesigns, and Newark's finance

Measuring and Ranking Diocesan Online Financial Transparency: 2025

directory page did not include applicable links. We urge them to address these problems as all USCCB dioceses move closer to receiving a perfect score in this critical area.

An excellent finance page promotes transparency by including a description of the department's responsibilities, a listing of staff, and well-labeled links to financial documents. At minimum, these documents should include the following: a current financial statement, cathedraticum/parish assessment information, and parish financial policies and procedures, including offertory counting procedures. To promote finance department accessibility, the listing of staff members should include their titles and individual contact details.

Because the Diocesan Finance Council oversees the financial activities of the diocese and advises the bishop on financial matters, a current membership list of the Council should also be included on the finance page. If DFC membership can only be found in a directory in PDF format, a link to the online directory must be found for full credit, since information posted as a PDF cannot be located by a website search engine.

Our reviewers determined that several dioceses had excellent finance pages this year, but Memphis, Nashville, and Youngstown had outstanding finance pages in 2025. Memphis and Youngstown were recognized in 2024 for excellence in this area as well.

Question 2 – Does the website have a workable internal search function?

Maximum Score 10 points; Average Score 9.7 in 2024 and 9.7 in 2025

- a. Award 4 points if a workable internal search function is anywhere on the website.*
- b. Add 3 points if it is on the homepage.*
- c. Add 3 points if any financial information can be found using the search function.*

Despite four dioceses losing points in this category, the overall score on Question 2 remained consistent with 2024. Having a workable search engine is another area where the 176 USCCB dioceses are close to receiving a perfect score because a search engine will be part of any modern website. The term “workable” is a low bar, however. There is a big difference between having a workable search function and having one that provides useful information.

In past years, our reviewers were generous in allowing points when they were able to find relevant results combined with those that did not lead the user to pertinent information. Based on VOTF's experience with diocesan search engines, about a quarter of working website search engines intersperse website page results with news articles, blog posts, job notices, and other extraneous results.

Our reviewers also noted that as these search engines collect more information, it becomes increasingly difficult to find relevant information using them. This gradual deterioration

Measuring and Ranking Diocesan Online Financial Transparency: 2025

in website search results has led to some dioceses losing points on Question 2 for a search engine that was deemed workable in previous years.

For the past two years, our reviewers have stopped giving points for finance information that is interspersed amongst news articles, blogs, and employment notices. When users cannot find real financial information using a generic search term such as “finance,” they are unlikely to spend time scrolling down one or more pages to find it. Having a “working” search engine that leads to “any financial information” and a good score on Question 2 may not translate to higher scores on other, more specific questions.

Some dioceses have started to separate their results into categories, such as “related pages,” “blogs,” “events,” and “news,” which are most helpful to the user. These dioceses include Boise, El Paso, Fort Worth, Orange, Pueblo, Washington D.C., and Wichita. To help improve transparency, we encourage all dioceses to check if their website platform has the option to categorize search results.

Questions 3 and 4 receive a combined score because together they provide a single measurement of financial reporting. The combined maximum score is 25 points, with an average score of 18.1 in 2024 and 17.7 in 2025

Question 3 – Are audited financial statements posted? Score: 0 to 25 points

- a. Award 15 points if the posted statement is current, only 10 points if the posted statement is between 1-2 years old, and only 5 points if the posted statement is between 3-4 years old.
- b. Add 5 points if the posted audit is both current and received an Unqualified opinion.
- c. Add 5 points if audited reports are accessible from the finance page referenced in Question 1.

Question 4 – If no audited financial statement is posted, and score is 0 on Question 3, award 5 points if current unaudited financial information is reported in another format, e.g. booklet. Score: 0 or 5 points

A financial statement is considered current for the purposes of this review if it is posted within nine months of the end of the diocesan fiscal year. Most dioceses close their fiscal year on June 30, so for them a current statement in this report covers their 2023-2024 fiscal year, from July 1, 2023, to June 30, 2024. A handful of dioceses close their fiscal year on December 31, so they were given until September 30, 2025, to post their statements for January 1 to December 31, 2024. Tables 6 and 7 contain data on diocesan financial reporting in 2025 and 2024 respectively.

Our reviewers are generous in allowing dioceses nine full months after the end of the fiscal year to post their audited reports, especially because most reports are posted well before nine months.

Measuring and Ranking Diocesan Online Financial Transparency: 2025

If dioceses posted their audited reports promptly, the number of those failing to provide current information on the finances of their dioceses would increase significantly. We encourage those listed in Tables 6 and 7 as *Not Current* to keep in mind that providing timely financial information is worth the extra vigilance required to keep information on their website current.

Since these reviews began, we have observed three different diocesan responses to Questions 3 and 4. Many dioceses have consistently provided key financial information and are committed to financial transparency. Others have worked to provide the information we seek, but struggle to post current information. They gain and lose ranking in our report from year to year. Finally, some have largely ignored the need for financial transparency and provide minimal financial information on their websites. They are included in the category of *None Posted*.

Table 6 – Audited Financial Reports Posted in 2025

Audited Reports	Dioceses	Archdioceses	All	% All
Current FY	87	25	112	64
Not Current	22	3	25	14
Summary Only	6	1	7	4
None Posted	28	4	32	18
<i>Totals</i>	<i>143</i>	<i>33</i>	<i>176</i>	<i>100</i>

Table 7 – Audited Financial Reports Posted in 2024

Audited Reports	Dioceses	Archdioceses	All	% All
Current FY	89	25	114	65
Not Current	21	3	24	14
Summary Only	8	1	9	5
None Posted	26	3	29	16
<i>Totals</i>	<i>144</i>	<i>32</i>	<i>176</i>	<i>100</i>

The 2025 results show a drop of two dioceses posting a current audited report, from 114 to 112. In 2024, the number of current audited financial reports dropped from an all-time high of 116 in 2023 to 114, but the average score on Questions 3 and 4 increased from 17.9

Measuring and Ranking Diocesan Online Financial Transparency: 2025

out of 25 to 18.1 that year. The drop also reflected the constant fluctuation up and down observed in midrange diocesan scores.

The overall total of dioceses posting current audited statements declined by two in 2025, because 11 dioceses newly posted a current audit (after not doing so in 2024), while 13 dioceses that posted a current audit in 2024 had not posted one in time for this review. These midrange dioceses have demonstrated a desire to share financial information, but have often failed to post the information in a timely fashion. They will lose points for failing to post an audited report one year but gain those points back again by posting an audited report in time for the next year's review. Our hope is that they will make progress toward achieving more consistent financial reporting going forward.

It was difficult to discern a trend beginning to move in the wrong direction in this key indicator of financial transparency based solely on the drop in the number of dioceses reporting in 2024. The addition of the data from the 2025 review indicated that the time had come for a closer look at the results over time.

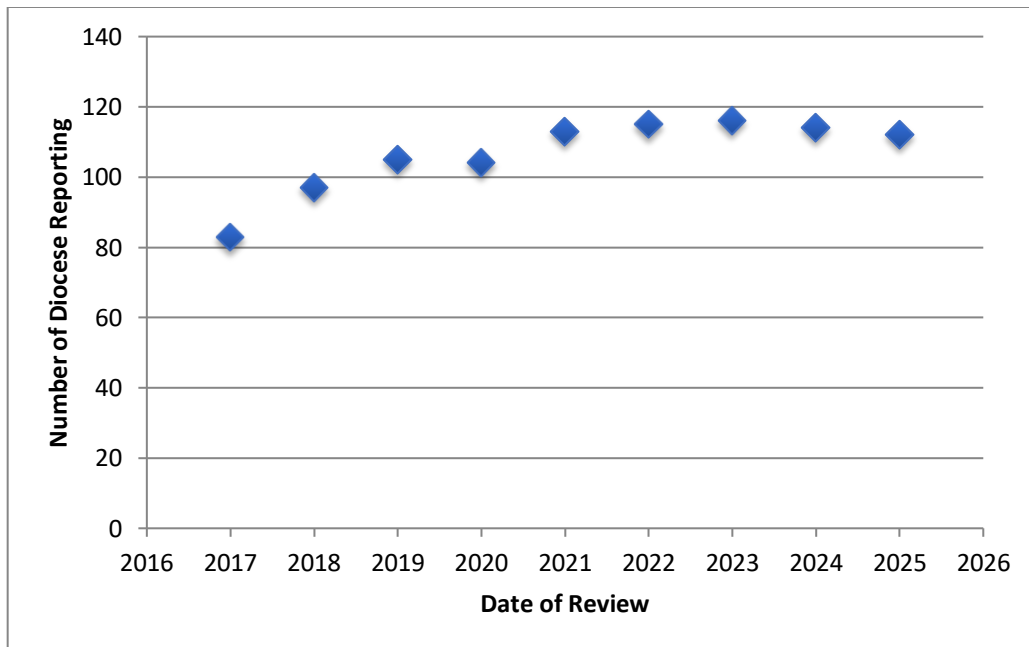


Figure 2. Number of Dioceses Posting Current Audited Financial Statements Over Time

When the review began in 2017, 83 dioceses posted current audited statements. Over the course of the review, that number increased by 40% to 116 in 2023, but the increases were not constant. There was even a slight drop in 2020, perhaps associated with the pandemic. Then another period of growth occurred, culminating with 116 dioceses reporting in 2023. Figure 2 shows that financial transparency as measured by financial reporting began losing ground

Measuring and Ranking Diocesan Online Financial Transparency: 2025

after 2023. We hope this negative trend is reversible with renewed diocesan attention in 2026. We also hope that the drop in transparency scores due to the change in scoring of Questions 7 and 8 will be reversed in 2026 when high transparency dioceses adjust to the new standards.

In 2025, 32 dioceses posted no statements, up from 29 in 2024. They are Alexandria, Altoona-Johnstown, Beaumont, Birmingham, Brooklyn, Brownsville, Camden, Colorado Springs, Columbus, Detroit, El Paso, Fresno, Gallup, Gary, Honolulu, New Orleans, New York, Norwich, Peoria, Phoenix, Portland OR, Pueblo, Reno, Rockford, Rockville Centre, San Angelo, Shreveport, Sioux City, Sioux Falls, St. Thomas VI, Tulsa, and Victoria. Of these locations, Camden, Fresno, and New Orleans were still in bankruptcy at the time of this review.

Some dioceses have declared bankruptcy and announced that they would not provide audited financial reports during that process. This is a choice that a diocese can make, but it is not a necessity. This year eight dioceses in bankruptcy shared current audited financial statements. They are Albany, Baltimore, Buffalo, Rochester, Sacramento, San Diego, Santa Rosa, and Syracuse.

Qualified and unqualified audited financial statements

One important piece of information that is provided with an audited report is the auditor's opinion. This is found in the auditor's letter. An **unqualified** opinion means that the auditor found the audit to be fairly presented in all material respects and complied with Generally Accepted Accounting Principles.

A **qualified** opinion, on the other hand, means that the auditors identified areas for which financial records were not provided, or there was a material misstatement in the information presented. A qualified opinion will specify the areas of concern, and is therefore an excellent source of information about diocesan financial status, operations, and areas for improvement. Some qualified opinions are based on longstanding diocesan accounting practices such as failing to incorporate all entities under the control of the diocese (e.g. diocesan cemeteries, local catholic charities, etc.) into the financial report that may require some time to resolve.

Evansville, Helena, Lincoln, Memphis and Saginaw all received qualified opinions on current audited financial statements in 2024 and 2025. Knoxville had received a qualified opinion for the last six years, but was able to correct the situation on their 2024 audit and received an unqualified opinion in 2025. We commend the CFO of Memphis, who explains each year in the cover letter why the diocese receives a qualified opinion. They hope to have the situation resolved in time for the 2024-2025 audit to receive an unqualified opinion in 2026.

Fairbanks and Manchester joined the list of dioceses receiving qualified opinions in 2025. Fairbanks received a qualified opinion after the auditors failed to obtain sufficient evidence

Measuring and Ranking Diocesan Online Financial Transparency: 2025

about the fair value of the real estate holdings in the Endowment Fund. Manchester received a qualified opinion because their statement did not include the consolidated financial statements of two diocesan schools.

Scope of the VOTF Financial Transparency Review

From the beginning, VOTF has chosen to focus its review of diocesan financial statements on the central administration (often called the Chancery) of the diocese. This was a decision based on practical reality; with nearly 200 dioceses, we chose to limit the initial scope to the diocesan central administration. We recognize, however, that for many dioceses, the central administration represents just the proverbial “tip of the iceberg” of its financial operations. Some examples of related entities are pension funds, cemetery operations, and diocesan foundations. The most transparent dioceses provide separate audited financial statements for many of these related entities. This is a complex issue which VOTF is studying for future reviews and reports.

Question 5 – Annual Appeal Maximum Score 10 points; Average Score 8.7 in 2024 and 8.6 in 2025

- a. Award 5 points if diocese posts information on its website about what programs and services the appeal will or does support.
- b. Add 5 points if the appeal income is reported on the latest audited financial report.
*Note: Award the full 10 points if diocese clearly states that it does **not** collect an annual appeal.*

Question 5 assesses transparency concerning the diocesan annual appeal on the website. Only a handful of dioceses do not conduct an annual appeal. The dioceses that post an audited financial statement show that the proceeds from the appeal generally provide roughly half the operating revenue of the diocese. The other half is primarily collected through the parish assessment or *cathedraticum* that is covered in Question 6. Most dioceses do a good job of explaining how the proceeds of the appeal are used, often illustrating the diocesan programs that are supported with pictures or even video testimonials of how the good work of the church is being carried out with the use of these funds. A direct link to information about the appeal is often found on the diocesan homepage.

Question 6 – Annual Assessments (cathedraticum) Maximum Score 10 points; Average Score 8.2 in 2024 and 8.3 in 2025

- a. Award 5 points if the diocese describes on its website what the assessment is and/or how it is calculated.
- b. Add 5 points if the diocese explains how the parish assessment revenue will be used.
*Note: Award the full 10 points if the diocese clearly states that it does **not** collect a parish assessment.*

Measuring and Ranking Diocesan Online Financial Transparency: 2025

Question 6 covers the assessment or tax, sometimes called *cathedraticum*, that is collected by the dioceses from parishes. Generally, this assessment supports the diocese's central office by covering salaries, utilities, etc. As noted on Question 5, most dioceses provide ample information about their annual appeal, but information on the assessment has often been harder to find. Reviewers often only found information on the use of the assessment within the audited financial statement itself. In 2025, 136 dioceses received the full 10 points for this category. An example of a detailed list of Pastoral Offices that are supported by the cathedraticum is from Raleigh: <https://richmonddiocese.org/wp-content/uploads/2015/08/Cathedraticum-Assessment.pdf>

1. Vocations
2. Catholic Schools
3. Christian Formation
4. Social Ministries
5. Ethnic Ministries
6. Evangelization
7. Archives
8. Bishop's Office
9. Vicar General's Office
10. Vicar for Clergy's Office

Two dioceses—Memphis and Youngstown—went a step further by posting and linking to detailed cathedraticum expenditures. Memphis posts a current cathedraticum worksheet showing revenues and expenses while Youngstown links to its 2024 Statement of Functional Expenses, which details the Central and Administrative Offices supported by the assessment.

Question 7 - Is contact info for finance/accounting staff and the Diocesan Finance Council (DFC) posted on the website? Maximum Score 10 points; Average Score 8.9 in 2024 and 5.5 in 2025

- a. Award 2 points if at least one name is posted and contact info is shown for the finance/accounting staff.
- b. Add 1 point if contact info in 7.a. is accessible from the finance page referenced in Question 1.
- c. Add 2 points if contact info for the DFC is posted anywhere on the website.
- d. Award 3 points if a current list of DFC members is posted anywhere on the website. If a current dated list cannot be found, no points will be given for 7.d. and 7.e.
- e. Award 2 points if the expertise of each appointed lay member of the DFC in civil law, finance or other professional experience is listed (Canon 492).

Prior to 2025, full credit for Question 7 required that contact information for members of the business office be found on a central diocesan business page. The question was narrowly focused and the score remained steady at 8.9 out of 10 from 2022 through 2024. Although scores

Measuring and Ranking Diocesan Online Financial Transparency: 2025

on Question 7 for 2024 and 2025 are both listed above, no meaningful comparison can be made of the results for those two years because Question 7 was changed significantly in 2025.

Some questions concerning the membership and expertise of the DFC were shifted from Question 8 in 2025, and a completely new question was asked about DFC contact information. While the only new information required in 2025 was in Question 7.c which awarded 2 points if DFC contact information could be found anywhere on the website, the existing questions shifted from Question 8 had always received lower scores than those on Question 7. Moving them significantly lowered the scores on Question 7 this year.

These changes were made to Questions 7 and 8 based on the importance of the Diocesan Finance Council (DFC) as a voice for lay members of the diocese. The members are also informed by the bishop, according to canon law, concerning a broad range of diocesan financial activities. The level of transparency concerning the Council has lagged behind that observed in all the other areas interrogated in the reviews since they began in 2017. Most high-transparency dioceses have done a good job in recent years of providing information concerning the composition and expertise of the members of the Council, but the mid-range dioceses are slow to do so.

The members of the DFC, especially its lay members, represent the laity of the diocese in ensuring that their donations advance the mission of the Church. The function of the Council parallels in some ways that of a corporate board of directors. The faithful should have current information on the people serving as their representatives on this key diocesan body.

According to Question 7.d, a DFC membership list must be current and dated to receive any points. The list is considered current if the dates listed for the members' terms of service are consistent with the period of the current financial statement. Examples of information that has been accepted for credit as demonstrating a current DFC membership listing on Question 7 include:

- Providing a dated roster of DFC members. The date might be for the current year (e.g., January 2026) or for a multi-year period that includes the current year. This is sufficient for 3 points on Question 7.d.
- Listing the appointment dates of the individual members so long as each is consistent with the current audit.
- Dating the URL for the link to the list.

The five dioceses in Table 1 that received perfect scores in 2025 made changes to their websites to address the new scoring in time for this 2025 review, but most dioceses in the USCCB did not. We hope that they will take the time to address these changes before our next review, which begins on June 1, 2026. Then we will have a basis of comparison to determine

if the level of transparency concerning the membership and activities of the Diocesan Finance Council is increasing, decreasing or holding steady.

Question 8 – Are the functions and operations of the DFC clearly posted on the website? Maximum Score 10 points; Average Score 4.6 in 2024 and 2.3 in 2025

- a. Award 4 points if Agendas and/or Highlights of DFC meetings are posted on the website.*
- b. Award 3 points if the diocesan bishop presents a Statement of Income and Expense and a Balance Sheet (Statement of Financial Position) to the DFC for entities under his jurisdiction after the close of each year. (Canon 1287)*
- c. Award 3 points if the Bishop obtains DFC approval for Acts of Extraordinary Administration (Canon 1277) prior to implementation.*

Up until 2024, Question 8 focused on the membership and expertise of the DFC, but those issues were all moved to Question 7 in 2025. Question 8 now considers information posted about operations of the DFC and whether the Council operates according to canon law. All three parts of the current Question 8 are new to the financial transparency review this year. As in the case of Question 7, the 2025 scores on Question 8 cannot be compared with previous scores.

Question 8.a asks if information concerning issues under consideration by the DFC are available through agendas of DFC meetings posted on the website or published summaries of key decisions made by the Council. Questions 8.b and 8.c ask if the website explains whether the DFC operates according to two key provisions of canon law. Canons 1277 and 1287 are part of the 1983 and 1984 Code of Canon Law and are based on the vision and insights of the Second Vatican Council.

Canon 1287 requires the presentation to the Council of an annual financial report covering all ecclesiastical goods under the “power of governance of the diocesan bishop.” If the DFC is not involved in reviewing finances for all these entities, questions may arise around fiscal responsibility, accountability, and transparency. It could allow the diocese to transfer money to pay for secret abuse settlements or other expenses from unrelated accounts like retirement or cemetery funds.

Canon 1277 specifies that the diocesan bishop needs the consent of the Council “to place acts of extraordinary administration.” This refers to administrative acts of a diocesan bishop involving large sums of money. Providing a clear definition of what constitutes an act of extraordinary administration and stating that the DFC must approve such acts is another guardrail to prevent use of funds supplied by the members of the diocese for actions that do not advance the mission of the church. The USCCB Diocesan Financial Management Guide provides further information and guidelines concerning acts of extraordinary administration.

Measuring and Ranking Diocesan Online Financial Transparency: 2025

Referencing Canons 1287 and 1277 by number on the website earned 3 points each for Questions 8.b and 8.c. Alternatively, the procedures followed by the Council may be described for full credit without any reference to the canon number.

Question 9 – Are financial policies and procedures posted that detail the methods used for day-to-day parish financial operations? Maximum Score 10; Average Score 5.4 in 2024 and 5.3 in 2025

- a. Award 5 points if policies and procedures are listed anywhere on the website.*
- b. Add 5 points if they are accessible from the finance page referenced in Question 1.*

Posting of day-to-day diocesan policies concerning parish financial operations is a key element of financial transparency. Some of the policy documents found on diocesan websites are based on a common template, similar to each other in format and content. Others have clearly been developed with great care within the individual diocese. Some individualized documents are just as long as the standard template, containing detailed information and other supporting information.

The Diocese of Charlotte’s financial policies and procedures manual is a good example of a current and thorough document. It also includes an in-depth section on data security and privacy – an area that is more critical now than ever.

<https://charlottediocese.org/wp-content/uploads/2025/03/Financial-Policy-Manual-2025.03.pdf>

Diocesan policies should address:

- Segregation of duties and internal controls.
- Cash management—how are bank accounts, savings accounts, petty cash accounts, etc. managed and secured?
- How to account for and process receipts, including the offertory. This can include fundraising, clubs, social functions, special collections, miscellaneous donations, etc.
- How to account for and process disbursements.
- Parish finance council information. This should include discussion of how the council is organized and its duties and responsibilities.

One matter of increasing concern is the posting of policies and procedure manuals on password protected sections of the diocesan website. Password protecting a link to information that has been available in the past is a very public example of decreasing financial transparency. The link to the Charleston’s financial policies manual on their main finance page was found to be

Measuring and Ranking Diocesan Online Financial Transparency: 2025

password protected in 2025. Reviewers eventually found another policy manual on the website but, with no link to it on the finance page, it was significantly more difficult to locate.

It should also be noted that some dioceses post the same financial policy documents in multiple locations on their websites, which can confuse users even when the versions are consistent. To support genuine transparency, dioceses should post each policy document in a single location and remove superseded versions when updates are posted, so readers are not left comparing outdated copies.

Question 10 – Are detailed and consistent parish collection and counting procedures posted in a single document? Maximum Score 10; Average Score 3.1 in 2024 and 3.3 in 2025

- a. Award 2 points if such procedures are posted.*
- b. Add 4 points if serially numbered tamper-evident containers are required.*
- c. Add 4 points if counting teams composed of 3 or more unrelated counters are required.*

As the main source of funding for most parishes, it is vitally important that dioceses post mandatory collection and counting procedures so that parishioners know how their donations are being protected from embezzlement.

A particular problem for Question 10 is that of conflicting policies posted on the finance page or at different locations on the diocesan website. This can cause confusion about which collection security practices are expected to be followed. Often these document conflicts seem to arise when a newer document is posted without removing an older one, although sometimes our reviewers even find such conflicts within the *same* policy document.

We hope dioceses will review their posted policies in this area before our next review and ensure that these conflicting statements are eliminated. They can cause confusion about the necessity of adopting what some at the parish level still consider burdensome policies, even though they are designed to protect both the money collected and those who handle the money. These inconsistencies present serious obstacles to achieving financial transparency and accountability.

This year, reviewers determined that if the collection instructions allowed parishes to disregard the policies and procedures in the document, the entire category would receive no points—even when the procedures themselves reflected best practices. When parishes are permitted to choose whether or not to follow diocesan policies, it is reasonable to expect that many will default to the minimum required effort.

Transparency and trust are stronger when a single document explains both how collections are physically secured and how at least three unrelated counters are required to handle the funds. For scoring purposes, a current stand-alone collection and counting policies and

Measuring and Ranking Diocesan Online Financial Transparency: 2025

procedures document takes precedence over instructions posted in a financial policies and procedures manual.

Concerning the use of tamper-evident bags for transporting and storing the funds collected at Mass, we have noted one problematic policy in several collection security policies. If a diocesan policy requires tamper-evident bags to be assigned to each Mass, but does not require their use if the collection is counted immediately after Mass, no points will be awarded for Question 10b. If the funds are transferred to a separate location for counting, even if they are transferred immediately after Mass, they must be transferred in tamper-evident bags.

Even though the 2025 score of 33% is the highest in the past six years, it is still inadequate for something as important as the Sunday collection. Dioceses must be more diligent about requiring best collection practices—especially given that 64 dioceses (36%) did not publish any collection policies or procedures.

Conclusions

- After almost 10 years of incremental improvement in the overall financial transparency scores, the average score for all U.S. diocese dropped 5% in 2025 from 71% to 66%. Scores dropped in two different populations.
- Several *high scoring dioceses* lost points in 2025 because they did not change their websites to reflect the changes in scoring criteria concerning the Diocesan Finance Council in Questions 7 and 8.
- The new scoring emphasizes Canon Law in assessing the performance of DFC and we hope that high transparency dioceses will adjust to the changes in next year's review.
- Many *midrange dioceses* increased their transparency score in 2024 by posting a current audited financial statement, then lost those points in 2025 by not posting a new audited report in a timely fashion.
- Since 2017, the average diocesan transparency score increased or stayed constant, and the number of dioceses posting reports rose from 83 in 2017 to a high of 116 in 2023. Despite the unsettled effect of cyclic increases and decreases in midrange scores, more dioceses gained points than lost them in most years. This year, the overall diocesan score has clearly leveled off and we observed a possible trend toward lower scores.
- Due to the key importance of posting current audited financial statements, this trend raises serious concerns about the state of financial transparency in the dioceses of the

Measuring and Ranking Diocesan Online Financial Transparency: 2025

USCCB. With greater attention to timely posting of financial statements on the part of these dioceses we hope this trend will reverse itself next year.

- We are also hopeful that the Archdiocese of New York will rebound from its position as the lowest scorer in the U.S. under new diocesan leadership and provide an example of financial transparency and accountability to the other members of the USCCB.

Recommendations

Although significant progress in financial transparency has been achieved in the last decade, and in particular during the last three years, members of the Church in the U.S. must be vigilant if they wish to prevent financial mismanagement and abuse.

- If your diocese does not post audited financial reports, communicate your concerns to your parish and diocesan leadership. If they say they will provide it upon request, request it!
- If you cannot find any useful information on your diocesan website concerning the diocesan finance council, communicate your concerns.
- If your diocese's financial transparency score has dropped dramatically since the last review, it may be an indication of serious financial problems. Look into possible causes and work to demand transparency and accountability.
- If you would like to learn more about VOTF work on financial transparency and accountability please visit <https://www.votf.org/financial-accountability/>. That page on our website includes several resources, including copies of all our nine previous financial transparency reports and the guide *What to Look for When Reviewing Diocesan Financial Statements* to help you assess your diocese's audited financial statement. If they post an audited report that no one reads, who is holding them accountable?

Appendices

- ***Appendix A: Worksheet for Measuring Transparency***
- ***Appendix B: Transparency Scores, Alphabetical Listing***
- ***Appendix C: Transparency Scores, Ranked by Scores***

100 Point Worksheet to Summarize Financial Transparency & Accountability Criteria Concerning U.S. Dioceses/Archdioceses Rev. Mar 2025

Diocese: "[Enter name of arch/diocese]" URL address: "[Enter homepage URL]" Date of Review: "[Enter MM/DD/YY]" Reviewer's Initials:

Score	Description	Yes	No	Other	Links & Notes
0 or 5	1. Is financial information accessible on the diocesan website from a central page designated as finance, business, accounting or equivalent? Score 0 or 5 pts				
0—10	2. Does the website have a workable internal search function? Score: 0 - 10 points a. Award 4 points if a workable internal search function is anywhere on the website. b. Add 3 points if it is on homepage. c. Add 3 points if any financial information* can be found using the search function.				
0—25	3. Are audited financial statements posted? Score: 0 – 25 points a. Award 15 points if the posted statement is current**, only 10 points if the posted statement is between 1-2 years old, and only 5 points if the posted statement is between 3-4 years old. b. Add 5 points if the posted audit is both current <u>and</u> received an Unqualified opinion. c. Add 5 points if audited reports are accessible from the finance page referenced in Question 1.				
0 or 5	4. If no audited financial statement is posted, and score is 0 on Question 3, award 5 points if current unaudited financial information is reported in another format, e.g. booklet. Score: 0 or 5 points				
0 – 10	5. Annual Appeal Score: 0 – 10 points a. Award 5 points if diocese posts information on its website about what programs and services the appeal will or does support. b. Add 5 points if the appeal income is reported on the latest audited financial report. <i>Note: Award the full 10 points if diocese clearly states that it does not collect an annual appeal.</i>				

***“Any financial information”** can include, but not be limited to: numerical information, such as an audit; the business page of the diocese; explanations of various financial committees, such as the diocesan and parish finance councils; financial policies and procedures, etc.

** **“Current”** is defined as the audited statement for the most recently ended fiscal year if posted to the website within 9 months following the end of that fiscal year, or which is found to be present when the website review is conducted.

<p>0—10</p>	<p>6. Annual Assessments (<i>cathedraticum</i>) Score: 0 – 10</p> <p>a. Award 5 points if the diocese describes on its website what the assessment is and/or how it is calculated.</p> <p>b. Add 5 points if the diocese explains how the parish assessment revenue will be used.</p> <p><i>Note:</i> Award the full 10 points if diocese clearly states that it does not collect a parish assessment.</p>				
<p>0—10</p>	<p>7. Is <u>contact information for finance/accounting staff and the Diocesan Finance Council (DFC)</u> posted on the website? Score: 0-10 points</p> <p>a. Award 2 points if at least one name is posted and contact info is shown for the finance/accounting staff.</p> <p>b. Add 1 point if contact information in 7.a is accessible from the finance page referenced in Question 1.</p> <p>c. Add 2 points if contact information for the DFC is posted anywhere on the website.</p> <p>d. Award 3 points if a current list of DFC members is posted anywhere on the website. If a current, dated list cannot be found, no points will be awarded for 7.d and e.</p> <p>e. Award 2 points if the expertise of each appointed lay member of the DFC in civil law, finance or other professional experience is listed (Canon 492).</p>				
<p>0—10</p>	<p>8. Are the functions and operations of the DFC clearly posted on the website? Score: 0 – 10 points</p> <p>a. Award 4 points if the Agendas and/or Highlights of DFC meetings are posted on the website.</p> <p>b. Award 3 points if the Diocesan Bishop presents a Statement of Income and Expense and a Balance Sheet (Statement of Financial Position) to the DFC for entities under his jurisdiction after the close of each year. (Canon 1287)</p> <p>c. Award 3 points if the Bishop obtains DFC approval for Acts of Extraordinary Administration (Canon 1277) prior to implementation.</p>				

0 -10	<p>9. Are financial policies and procedures posted that detail the methods used for day-to-day parish financial operations? Score: 0 – 10 points</p> <p>a. Award 5 points if policies and procedures are listed anywhere on the website.</p> <p>b. Add 5 points if they are accessible from the finance page referenced in Question 1.</p>				
0—10	<p>10. Are detailed and consistent parish collection and counting procedures posted in a single document? Score: 0 – 10</p> <p>a. Award 2 points if such procedures are posted.</p> <p>b. Add 4 points if serially numbered tamper-evident containers are required.</p> <p>c. Add 4 points if counting teams composed of 3 or more unrelated counters are required.</p>				

TOTAL SCORE: "[Enter sum of nos. 1 thru 10]" (maximum possible score = 100)

Appendix B: Diocesan Financial Transparency: 2025/2024 Scores

Alphabetical listing (*archdioceses* in bold)

NOTE: Maximum score = 100

Diocese	Total Scores		Scores per Question (see worksheet for total possible on each)								
	2025	2024	Q 1	Q 2	Qs 3&4*	Q 5	Q 6	Q 7	Q 8	Q 9	Q 10
Albany NY	48		5	10	10	10	10	3	0	0	0
		60	5	10	15	10	10	10	0	0	0
Alexandria LA	28		0	10	0	5	5	5	3	0	0
		33	0	10	0	5	5	5	8	0	0
Allentown PA	68		5	10	25	10	10	8	0	0	0
		69	5	10	15	10	10	10	7	0	2
Altoona-Johnstown PA	20		5	0	0	0	0	3	0	10	2
		37	5	10	0	0	0	10	0	10	2
Amarillo TX	43		5	10	5	5	5	3	0	10	0
		45	5	10	5	5	5	5	0	10	0
Anch.-Juneau AK	56		5	10	25	5	5	6	0	0	0
		63	5	10	15	10	5	10	8	0	0
Arlington VA	82		5	10	25	10	10	6	0	10	6
		88	5	10	25	10	10	5	7	10	6
Atlanta GA	90		5	10	25	10	10	8	6	10	6
		91	5	10	25	10	5	10	10	10	6
Austin TX	77		5	10	15	10	10	8	3	10	6
		92	5	10	25	10	10	10	10	10	2
Baker OR	55		5	10	15	5	10	3	0	5	2
		54	5	10	15	5	10	2	0	5	2
Baltimore MD	96		5	10	25	10	10	10	10	10	6
		96	5	10	25	10	10	10	10	10	6
Baton Rouge LA	76		5	10	15	5	10	10	10	5	6
		75	5	10	15	5	10	10	9	5	6
Beaumont TX	43		5	10	0	5	5	3	0	5	10
		55	5	10	5	5	5	10	0	5	10

Diocesan Financial Transparency: 2025/2024 Scores

Alphabetical listing (**archdioceses** in bold)

NOTE: Maximum score = 100

Diocese	Total Scores		Scores per Question (see worksheet for total possible on each)								
	2025	2024	Q 1	Q 2	Qs 3&4*	Q 5	Q 6	Q 7	Q 8	Q 9	Q 10
Belleville IL	94		5	10	25	10	10	10	4	10	10
		100	5	10	25	10	10	10	10	10	10
Biloxi MS	85		5	10	25	10	10	3	6	10	6
		86	5	10	25	10	10	10	0	10	6
Birmingham AL	44		5	10	0	5	10	2	0	10	2
		42	5	10	0	5	10	0	0	10	2
Bismarck ND	78		5	10	25	10	10	6	0	10	2
		79	5	10	15	10	10	10	7	10	2
Boise ID	63		5	10	25	10	10	3	0	0	0
		70	5	10	25	10	10	10	0	0	0
Boston MA	85		5	10	25	10	10	3	6	10	6
		93	5	10	25	10	10	10	7	10	6
Bridgeport CT	83		5	10	25	10	10	7	0	10	6
		96	5	10	25	10	10	10	10	10	6
Brooklyn NY	17		0	10	0	5	0	2	0	0	0
		30	5	10	0	5	0	10	0	0	0
Brownsville TX	21		5	10	0	0	0	6	0	0	0
		32	5	10	0	0	0	10	7	0	0
Buffalo NY	84		5	10	25	10	10	6	6	10	2
		92	5	10	25	10	10	10	10	10	2
Burlington VT	69		5	10	15	10	10	3	0	10	6
		76	5	10	20	10	10	5	0	10	6
Camden NJ	45		5	10	0	5	10	3	0	10	2
		67	5	10	10	10	10	10	0	10	2

Diocesan Financial Transparency: 2025/2024 Scores

Alphabetical listing (*archdioceses* in bold)

NOTE: Maximum score = 100

Diocese	Total Scores		Scores per Question (see worksheet for total possible on each)								
	2025	2024	Q 1	Q 2	Qs 3&4*	Q 5	Q 6	Q 7	Q 8	Q 9	Q 10
Charleston SC	95		5	10	25	10	10	10	10	5	10
		100	5	10	25	10	10	10	10	10	10
Charlotte NC	87		5	10	25	10	10	8	3	10	6
		96	5	10	25	10	10	10	10	10	6
Cheyenne WY	85		5	10	25	10	10	10	10	5	0
		86	5	10	25	10	10	5	10	5	6
Chicago IL	81		5	10	20	10	10	3	3	10	10
		85	5	10	20	10	10	10	0	10	10
Cincinnati OH	73		5	10	25	10	10	3	0	10	0
		80	5	10	25	10	10	10	0	10	0
Cleveland OH	81		5	10	25	10	10	6	3	10	2
		84	5	10	25	10	10	5	7	10	2
Colorado Springs CO	23		5	10	0	5	0	3	0	0	0
		22	5	10	0	5	0	2	0	0	0
Columbus OH	50		5	10	0	5	5	3	6	10	6
		51	5	10	0	5	5	10	0	10	6
Corpus Christi TX	62		5	10	15	10	10	3	3	0	6
		76	5	10	25	10	10	10	0	0	6
Covington KY	84		5	10	25	10	10	8	0	10	6
		96	5	10	25	10	10	10	10	10	6
Crookston MN	58		5	10	25	10	5	3	0	0	0
		65	5	10	25	10	5	10	0	0	0
Dallas TX	30		0	10	5	5	10	0	0	0	0
		30	0	10	5	5	10	0	0	0	0

Diocesan Financial Transparency: 2025/2024 Scores

Alphabetical listing (*archdioceses* in bold)

NOTE: Maximum score = 100

Diocese	Total Scores		Scores per Question (see worksheet for total possible on each)								
	2025	2024	Q 1	Q 2	Qs3&4*	Q 5	Q 6	Q 7	Q 8	Q 9	Q 10
Davenport IA	61		5	10	15	10	0	3	6	10	2
		72	5	10	25	10	0	10	0	10	2
Denver CO	62		5	10	5	5	10	6	6	5	10
		63	5	10	5	5	10	10	7	5	6
Des Moines IA	84		5	10	25	10	10	8	0	10	6
		96	5	10	25	10	10	10	10	10	6
Detroit MI	52		5	10	0	5	10	3	3	10	6
		93	5	10	25	10	10	10	7	10	6
Dodge City KS	73		5	10	25	10	10	3	0	10	0
		80	5	10	25	10	10	10	0	10	0
Dubuque IA	61		5	10	25	5	10	6	0	0	0
		72	5	10	25	5	10	10	7	0	0
Duluth MN	69		5	10	25	10	10	3	6	0	0
		65	5	10	25	10	5	10	0	0	0
El Paso TX	28		5	10	0	5	5	3	0	0	0
		40	5	10	5	5	5	10	0	0	0
Erie PA	90		5	10	25	10	10	10	0	10	10
		100	5	10	25	10	10	10	10	10	10
Evansville IN	63		5	10	20	10	10	8	0	0	0
		52	5	0	20	0	10	10	7	0	0
Fairbanks AK	58		5	10	20	10	10	3	0	0	0
		70	5	10	25	10	10	10	0	0	0
Fall River MA	85		5	10	25	10	10	3	10	10	2
		92	5	10	25	10	10	10	10	10	2
Fargo ND	69		5	10	25	10	10	3	6	0	0
		80	5	10	25	10	10	10	10	0	0

Diocesan Financial Transparency: 2025/2024 Scores

Alphabetical listing (*archdioceses* in bold)

NOTE: Maximum score = 100

Diocese	Total Scores		Scores per Question (see worksheet for total possible on each)								
	2025	2024	Q 1	Q 2	Qs3&4*	Q 5	Q 6	Q 7	Q 8	Q 9	Q 10
Fort Worth TX	82		5	10	25	10	10	10	0	10	2
		92	5	10	25	10	10	10	10	10	2
Fresno CA	35		5	10	0	5	10	5	0	0	0
		47	5	10	0	5	10	10	7	0	0
Ft. Wayne-So. Bend IN	96		5	10	25	10	10	10	10	10	6
		96	5	10	25	10	10	10	10	10	6
Gallup NM	38		5	10	0	5	5	3	0	10	0
		47	5	10	0	5	5	10	0	10	2
Galves.-Houston TX	58		5	10	25	5	10	3	0	0	0
		65	5	10	25	5	10	10	0	0	0
Gary IN	30		5	10	0	5	0	3	0	5	2
		49	5	10	0	5	0	10	7	10	2
Gaylord MI	76		5	10	25	10	10	3	6	5	2
		77	5	10	25	10	10	10	0	5	2
Grand Island NE	62		5	10	25	10	10	2	0	0	0
		62	5	10	25	10	10	2	0	0	0
Grand Rapids MI	65		5	10	25	10	10	3	0	0	2
		72	5	10	25	10	10	10	0	0	2
Great Falls-Billings MT	60		5	10	15	5	10	3	6	0	6
		71	5	10	25	5	10	10	0	0	6
Green Bay WI	48		0	10	20	10	5	0	3	0	0
		77	5	10	25	10	5	10	0	10	2
Greensburg PA	78		5	10	25	10	10	10	6	0	2
		92	5	10	25	10	10	10	10	10	2
Harrisburg PA	78		5	10	25	10	10	6	0	10	2
		59	5	10	0	5	10	10	7	10	2

Diocesan Financial Transparency: 2025/2024 Scores

Alphabetical listing (**archdioceses** in bold)

NOTE: Maximum score = 100

Diocese	Total Scores		Scores per Question (see worksheet for total possible on each)								
	2025	2024	Q 1	Q 2	Qs 3&4*	Q 5	Q 6	Q 7	Q 8	Q 9	Q 10
Hartford CT	75		5	10	25	10	10	3	0	10	2
		72	5	10	15	10	10	10	0	10	2
Helena MT	65		5	10	20	10	10	10	0	0	0
		70	5	10	20	10	5	10	10	0	0
Honolulu HI	42		5	10	0	5	10	6	0	0	6
		48	5	10	0	5	10	5	7	0	6
Houma-Thibodaux LA	70		5	10	25	10	10	3	0	5	2
		77	5	10	25	10	10	10	0	5	2
Indianapolis IN	83		5	10	25	10	10	8	3	10	2
		89	5	10	25	10	10	10	7	10	2
Jackson MS	82		5	10	25	10	10	10	0	10	2
		92	5	10	25	10	10	10	10	10	2
Jefferson City MO	91		5	10	25	10	10	8	7	10	6
		72	5	10	15	10	10	10	0	10	2
Joliet IL	96		5	10	25	10	10	10	10	10	6
		69	0	10	20	10	10	2	10	5	2
Kalamazoo MI	70		5	10	25	10	0	8	0	10	2
		82	5	10	25	10	0	10	10	10	2
Kansas City KS	100		5	10	25	10	10	10	10	10	10
		100	5	10	25	10	10	10	10	10	10
KS City-St. Jos. MO	86		5	10	25	10	10	8	6	10	2
		82	5	10	15	10	10	10	10	10	2
Knoxville TN	66		5	10	25	10	10	6	0	0	0
		74	5	10	20	10	10	10	7	0	2

Diocesan Financial Transparency: 2025/2024 Scores

Alphabetical listing (**archdioceses** in bold)

NOTE: Maximum score = 100

Diocese	Total Scores		Scores per Question (see worksheet for total possible on each)								
	2025	2024	Q 1	Q 2	Qs 3&4*	Q 5	Q 6	Q 7	Q 8	Q 9	Q 10
La Crosse WI	70		5	10	25	10	10	3	0	5	2
		67	5	10	15	10	10	10	0	5	2
Lafayette IN	86		5	10	25	10	10	10	0	10	6
		92	5	10	25	10	10	10	10	10	2
Lafayette LA	65		5	10	15	10	10	8	0	5	2
		87	5	10	25	10	10	10	10	5	2
Lake Charles LA	47		0	10	5	10	10	5	0	5	2
		52	0	10	10	10	10	5	0	5	2
Lansing MI	66		5	10	25	10	10	6	0	0	0
		60	5	10	15	10	10	10	0	0	0
Laredo TX	38		5	0	10	10	10	3	0	0	0
		55	5	10	15	10	10	5	0	0	0
Las Cruces NM	69		5	10	25	10	10	2	0	5	2
		65	5	10	25	10	10	5	0	0	0
Las Vegas NV	63		5	10	25	10	10	3	0	0	0
		70	5	10	25	10	10	10	0	0	0
Lexington KY	100		5	10	25	10	10	10	10	10	10
		100	5	10	25	10	10	10	10	10	10
Lincoln NE	58		5	10	20	10	10	3	0	0	0
		57	5	10	20	10	10	2	0	0	0
Little Rock AR	61		5	10	25	10	5	6	0	0	0
		72	5	10	25	10	5	10	7	0	0
Los Angeles CA	77		5	10	25	10	10	7	3	5	2
		81	5	10	25	10	10	5	9	5	2
Louisville KY	75		5	10	25	10	10	3	0	10	2
		82	5	10	25	10	10	10	0	10	2

Diocesan Financial Transparency: 2025/2024 Scores

Alphabetical listing (*archdioceses in bold*)

NOTE: Maximum score = 100

Diocese	Total Scores		Scores per Question (see worksheet for total possible on each)								
	2025	2024	Q 1	Q 2	Qs 3&4*	Q 5	Q 6	Q 7	Q 8	Q 9	Q 10
Lubbock TX	71		5	10	25	10	10	8	3	0	0
		78	5	10	25	10	10	10	8	0	0
Madison WI	75		5	10	25	10	10	3	0	10	2
		82	5	10	25	10	10	10	0	10	2
Manchester NH	61		5	10	20	10	10	6	0	0	0
		80	5	10	25	10	10	10	8	0	2
Marquette MI	66		5	10	15	10	10	6	0	10	0
		84	5	10	15	10	10	10	8	10	6
Memphis TN	91		5	10	20	10	10	10	10	10	6
		91	5	10	20	10	10	10	10	10	6
Metuchen NJ	72		5	10	5	5	10	10	7	10	10
		71	5	10	5	5	10	10	10	10	6
Miami FL	60		5	10	15	10	5	3	6	0	6
		61	5	10	15	10	5	10	0	0	6
Milwaukee WI	88		5	10	25	10	5	10	3	10	10
		95	5	10	25	10	5	10	10	10	10
Mobile AL	92		5	10	25	10	10	10	10	10	2
		92	5	10	25	10	10	10	10	10	2
Monterey CA	67		5	10	10	10	10	6	0	10	6
		83	5	10	15	10	10	10	7	10	6
Nashville TN	100		5	10	25	10	10	10	10	10	10
		82	5	10	25	10	10	10	10	0	2
New Orleans LA	38		5	10	0	0	5	3	3	10	2
		42	5	10	0	0	5	10	0	10	2
New Ulm MN	31		5	10	5	5	0	6	0	0	0
		43	5	10	5	5	0	10	8	0	0

Diocesan Financial Transparency: 2025/2024 Scores

Alphabetical listing (*archdioceses in bold*)

NOTE: Maximum score = 100

Diocese	Total Scores		Scores per Question (see worksheet for total possible on each)								
	2025	2024	Q 1	Q 2	Qs 3&4*	Q 5	Q 6	Q 7	Q 8	Q 9	Q 10
New York NY	12		0	7	0	5	0	0	0	0	0
		12	0	7	0	5	0	0	0	0	0
Newark NJ	54		0	10	10	10	10	7	0	5	2
		71	0	10	20	10	10	5	9	5	2
Norwich CT	23		5	10	0	5	0	3	0	0	0
		30	5	10	0	5	0	10	0	0	0
Oakland CA	39		0	10	5	10	10	2	0	0	2
		60	5	10	15	10	10	10	0	0	0
Ogdensburg NY	67		5	10	15	5	5	7	0	10	10
		60	5	10	15	5	5	0	8	10	2
Oklahoma City OK	66		5	10	25	10	10	6	0	0	0
		70	5	10	25	10	10	10	0	0	0
Omaha NE	73		5	10	25	10	10	2	0	5	6
		81	5	10	25	10	10	5	0	10	6
Orange CA	74		5	10	15	10	10	8	0	10	6
		96	5	10	25	10	10	10	10	10	6
Orlando FL	88		5	10	25	10	10	8	0	10	10
		100	5	10	25	10	10	10	10	10	10
Owensboro KY	79		5	10	25	10	10	3	0	10	6
		86	5	10	25	10	10	10	0	10	6
Palm Beach FL	72		5	10	25	10	10	3	3	0	6
		76	5	10	25	10	10	10	0	0	6
Paterson NJ	79		5	10	25	10	10	3	0	10	6
		86	5	10	25	10	10	10	0	10	6
Pensacola-Tal. FL	92		5	10	25	10	10	10	10	10	2
		92	5	10	25	10	10	10	10	10	2

Diocesan Financial Transparency: 2025/2024 Scores

Alphabetical listing (*archdioceses in bold*)

NOTE: Maximum score = 100

Diocese	Total Scores		Scores per Question (see worksheet for total possible on each)								
	2025	2024	Q 1	Q 2	Qs 3&4*	Q 5	Q 6	Q 7	Q 8	Q 9	Q 10
Peoria IL	45		5	10	0	5	10	3	0	10	2
		57	5	10	5	5	10	10	0	10	2
Philadelphia PA	83		5	10	25	10	10	3	0	10	10
		90	5	10	25	10	10	10	0	10	10
Phoenix AZ	23		5	10	0	5	0	3	0	0	0
		30	5	10	0	5	0	10	0	0	0
Pittsburgh PA	91		5	10	25	10	10	8	3	10	10
		100	5	10	25	10	10	10	10	10	10
Portland ME	43		5	10	10	10	5	0	3	0	0
		50	5	10	10	10	5	10	0	0	0
Portland OR	26		5	10	0	5	0	6	0	0	0
		37	5	10	0	5	0	10	7	0	0
Providence RI	87		5	10	25	10	5	10	6	10	6
		80	5	10	25	10	10	10	10	0	0
Pueblo CO	38		5	10	0	10	10	3	0	0	0
		45	5	10	0	10	10	10	0	0	0
Raleigh NC	89		5	10	25	10	10	10	3	10	6
		96	5	10	25	10	10	10	10	10	6
Rapid City SD	69		5	10	25	10	10	3	6	0	0
		70	5	10	25	10	10	10	0	0	0
Reno NV	17		0	10	0	5	0	2	0	0	0
		20	0	10	0	5	0	5	0	0	0
Richmond VA	70		5	10	25	10	10	8	0	0	2
		92	5	10	25	10	10	10	10	10	2
Rochester NY	100		5	10	25	10	10	10	10	10	10
		100	5	10	25	10	10	10	10	10	10

Diocesan Financial Transparency: 2025/2024 Scores

Alphabetical listing (*archdioceses* in bold)

NOTE: Maximum score = 100

Diocese	Total Scores		Scores per Question (see worksheet for total possible on each)								
	2025	2024	Q 1	Q 2	Qs 3&4*	Q 5	Q 6	Q 7	Q 8	Q 9	Q 10
Rockford, IL	42		5	10	0	5	0	6	0	10	6
		46	5	10	0	5	0	10	0	10	6
Rockville Centre NY	23		5	10	0	5	0	3	0	0	0
		30	5	10	0	5	0	10	0	0	0
Sacramento CA	80		5	7	25	5	10	8	0	10	10
		89	5	7	25	5	10	10	7	10	10
Saginaw MI	52		5	10	20	10	0	5	0	0	2
		57	5	10	20	10	0	10	0	0	2
Salina KS	76		5	10	25	10	10	6	4	0	6
		75	5	10	25	10	5	10	8	0	2
Salt Lake City UT	82		5	10	25	10	10	6	4	10	2
		90	5	10	25	10	10	10	8	10	2
San Angelo TX	63		5	10	0	10	10	10	6	10	2
		67	5	10	0	10	10	10	10	10	2
San Antonio TX	60		5	7	25	10	10	3	0	0	0
		70	5	10	25	10	10	10	0	0	0
San Bernardino CA	62		5	10	25	10	10	2	0	0	0
		65	5	10	25	10	10	5	0	0	0
San Diego CA	89		5	10	25	10	10	8	6	5	10
		93	5	10	25	10	10	10	8	5	10
San Francisco CA	73		5	7	15	10	10	9	6	5	6
		54	0	10	10	10	10	5	9	0	0
San Jose CA	85		5	10	25	10	10	3	6	10	6
		84	5	10	15	10	10	10	8	10	6
Santa Fe NM	70		5	10	25	10	10	6	0	0	4
		81	5	10	25	10	10	10	7	0	4

Diocesan Financial Transparency: 2025/2024 Scores

Alphabetical listing (*archdioceses* in bold)

NOTE: Maximum score = 100

Diocese	Total Scores		Scores per Question (see worksheet for total possible on each)								
	2025	2024	Q 1	Q 2	Qs 3&4*	Q 5	Q 6	Q 7	Q 8	Q 9	Q 10
Santa Rosa CA	86		5	10	25	10	10	6	4	10	6
		83	5	10	15	10	10	10	7	10	6
Savannah GA	83		5	10	25	10	10	6	6	5	6
		76	5	10	25	10	10	5	0	5	6
Scranton PA	98		5	10	25	10	10	8	10	10	10
		100	5	10	25	10	10	10	10	10	10
Seattle WA	92		5	10	25	10	10	10	6	10	6
		96	5	10	25	10	10	10	10	10	6
Shreveport LA	18		5	0	0	5	5	3	0	0	0
		19	5	0	0	5	5	2	0	0	2
Sioux City IA	48		5	10	0	5	10	2	0	10	6
		51	5	10	0	5	5	10	0	10	6
Sioux Falls SD	23		5	10	0	5	0	3	0	0	0
		20	5	0	0	5	0	10	0	0	0
Spokane WA	71		5	10	25	10	10	6	0	5	0
		74	5	0	25	10	10	10	7	5	2
Springfield IL	49		5	10	5	10	10	3	0	0	6
		56	5	10	5	10	10	10	0	0	6
Springfield MA	56		5	10	15	10	10	6	0	0	0
		60	5	10	15	10	10	10	0	0	0
Springfield-C.G. MO	58		5	10	25	10	5	3	0	0	0
		65	5	10	25	10	5	10	0	0	0
St. Augustine FL	65		5	10	15	10	10	6	3	0	6
		84	5	10	25	10	10	10	8	0	6
St. Cloud MN	60		5	10	25	5	10	5	0	0	0
		65	5	10	25	10	10	5	0	0	0

Diocesan Financial Transparency: 2025/2024 Scores

Alphabetical listing (*archdioceses in bold*)

NOTE: Maximum score = 100

Diocese	Total Scores		Scores per Question (see worksheet for total possible on each)								
	2025	2024	Q 1	Q 2	Qs 3&4*	Q 5	Q 6	Q 7	Q 8	Q 9	Q 10
St. Louis MO	80		5	10	25	5	10	6	3	10	6
		84	5	10	25	5	10	10	7	10	2
St. Paul-Mpls. MN	71		5	10	25	10	10	3	3	5	0
		82	5	10	25	10	10	10	0	10	2
St. Petersburg FL	79		5	10	25	10	10	10	3	0	6
		80	5	10	25	10	10	10	10	0	0
St. Thomas VI	26		5	10	0	5	0	6	0	0	0
		17	0	10	0	5	0	2	0	0	0
Steubenville OH	66		5	10	25	10	10	6	0	0	0
		70	5	10	25	10	10	10	0	0	0
Stockton CA	82		5	10	25	10	10	6	0	10	6
		93	5	10	25	10	10	10	7	10	6
Superior WI	53		5	10	15	10	10	3	0	0	0
		70	5	10	25	10	10	10	0	0	0
Syracuse NY	66		5	10	25	10	10	3	3	0	0
		70	5	10	25	10	10	10	0	0	0
Toledo OH	69		5	10	25	10	10	6	3	0	0
		72	5	10	25	10	10	5	7	0	0
Trenton NJ	80		5	10	25	10	10	8	0	10	2
		92	5	10	25	10	10	10	10	10	2
Tucson AZ	78		5	10	25	10	10	3	3	10	2
		82	5	10	25	10	10	10	0	10	2
Tulsa OK	17		0	10	0	5	0	2	0	0	0
		20	0	10	0	5	0	5	0	0	0
Tyler TX	51		5	0	25	10	5	3	3	0	0
		55	5	0	25	10	5	10	0	0	0

Diocesan Financial Transparency: 2025/2024 Scores

Alphabetical listing (**archdioceses** in bold)

NOTE: Maximum score = 100

Diocese	Total Scores		Scores per Question (see worksheet for total possible on each)								
	2025	2024	Q 1	Q 2	Qs 3&4*	Q 5	Q 6	Q 7	Q 8	Q 9	Q 10
Venice FL	84		5	10	25	10	10	8	0	10	6
		81	5	10	25	10	10	10	0	5	6
Victoria TX	26		5	10	0	5	0	6	0	0	0
		37	5	10	0	5	0	10	7	0	0
Washington DC	72		5	10	25	10	10	6	0	0	6
		83	5	10	25	10	10	10	7	0	6
Wheeling-C'ton WV	76		5	10	15	10	10	10	0	10	6
		96	5	10	25	10	10	10	10	10	6
Wichita KS	50		5	10	5	10	10	3	0	5	2
		52	5	10	0	10	10	10	0	5	2
Wilmington DE	74		5	10	25	10	5	3	0	10	6
		81	5	10	25	10	5	10	0	10	6
Winona-Roch. MN	78		5	10	25	10	10	8	0	10	0
		96	5	10	25	10	10	10	10	10	6
Worcester MA	74		5	10	15	10	10	6	6	10	2
		89	5	10	25	10	10	10	7	10	2
Yakima WA	85		5	10	25	10	10	3	6	10	6
		86	5	10	25	10	10	10	0	10	6
Youngstown OH	100		5	10	25	10	10	10	10	10	10
		100	5	10	25	10	10	10	10	10	10

* Questions 3 and 4 are interrelated and must therefore be considered as one insofar as scoring is concerned.

Appendix C: Diocesan Financial Transparency: 2025/2024 Scores

Ranked listing by 2025 scores (*archdioceses* in bold)

NOTE: Maximum score = 100

Diocese	Total Scores		Scores per Question (see worksheet for total possible on each)								
	2025	2024	Q 1	Q 2	Qs 3&4*	Q 5	Q 6	Q 7	Q 8	Q 9	Q 10
Kansas City KS	100		5	10	25	10	10	10	10	10	10
		100	5	10	25	10	10	10	10	10	10
Lexington KY	100		5	10	25	10	10	10	10	10	10
		100	5	10	25	10	10	10	10	10	10
Nashville TN	100		5	10	25	10	10	10	10	10	10
		82	5	10	25	10	10	10	10	0	2
Rochester NY	100		5	10	25	10	10	10	10	10	10
		100	5	10	25	10	10	10	10	10	10
Youngstown OH	100		5	10	25	10	10	10	10	10	10
		100	5	10	25	10	10	10	10	10	10
Scranton PA	98		5	10	25	10	10	8	10	10	10
		100	5	10	25	10	10	10	10	10	10
Baltimore MD	96		5	10	25	10	10	10	10	10	6
		96	5	10	25	10	10	10	10	10	6
Fort Wayne-So. Bend IN	96		5	10	25	10	10	10	10	10	6
		96	5	10	25	10	10	10	10	10	6
Joliet IL	96		5	10	25	10	10	10	10	10	6
		69	0	10	20	10	10	2	10	5	2
Charleston SC	95		5	10	25	10	10	10	10	5	10
		100	5	10	25	10	10	10	10	10	10
Belleville IL	94		5	10	25	10	10	10	4	10	10
		100	5	10	25	10	10	10	10	10	10
Mobile AL	92		5	10	25	10	10	10	10	10	2
		92	5	10	25	10	10	10	10	10	2
Pensacola-Tal FL	92		5	10	25	10	10	10	10	10	2
		92	5	10	25	10	10	10	10	10	2

Diocesan Financial Transparency: 2025/2024 Scores

Ranked listing by 2025 scores (*archdioceses* in bold)

NOTE: Maximum score = 100

Diocese	Total Scores		Scores per Question (see worksheet for total possible on each)								
	2025	2024	Q 1	Q 2	Qs 3&4*	Q 5	Q 6	Q 7	Q 8	Q 9	Q 10
Seattle WA	92		5	10	25	10	10	10	6	10	6
		96	5	10	25	10	10	10	10	10	6
Jefferson City MO	91		5	10	25	10	10	8	7	10	6
		72	5	10	15	10	10	10	0	10	2
Memphis TN	91		5	10	20	10	10	10	10	10	6
		91	5	10	20	10	10	10	10	10	6
Pittsburgh PA	91		5	10	25	10	10	8	3	10	10
		100	5	10	25	10	10	10	10	10	10
Atlanta GA	90		5	10	25	10	10	8	6	10	6
		91	5	10	25	10	5	10	10	10	6
Erie PA	90		5	10	25	10	10	10	0	10	10
		100	5	10	25	10	10	10	10	10	10
Raleigh NC	89		5	10	25	10	10	10	3	10	6
		96	5	10	25	10	10	10	10	10	6
San Diego CA	89		5	10	25	10	10	8	6	5	10
		93	5	10	25	10	10	10	8	5	10
Milwaukee WI	88		5	10	25	10	5	10	3	10	10
		95	5	10	25	10	5	10	10	10	10
Orlando FL	88		5	10	25	10	10	8	0	10	10
		100	5	10	25	10	10	10	10	10	10
Charlotte NC	87		5	10	25	10	10	8	3	10	6
		96	5	10	25	10	10	10	10	10	6
Providence RI	87		5	10	25	10	5	10	6	10	6
		80	5	10	25	10	10	10	10	0	0

Diocesan Financial Transparency: 2025/2024 Scores

Ranked listing by 2025 scores (*archdioceses* in bold)

NOTE: Maximum score = 100

Diocese	Total Scores		Scores per Question (see worksheet for total possible on each)								
	2025	2024	Q 1	Q 2	Qs 3&4*	Q 5	Q 6	Q 7	Q 8	Q 9	Q 10
Kansas City, St. Jos. MO	86		5	10	25	10	10	8	6	10	2
		82	5	10	15	10	10	10	10	10	2
Lafayette IN	86		5	10	25	10	10	10	0	10	6
		92	5	10	25	10	10	10	10	10	2
Santa Rosa CA	86		5	10	25	10	10	6	4	10	6
		83	5	10	15	10	10	10	7	10	6
Biloxi MS	85		5	10	25	10	10	3	6	10	6
		86	5	10	25	10	10	10	0	10	6
Boston MA	85		5	10	25	10	10	3	6	10	6
		93	5	10	25	10	10	10	7	10	6
Cheyenne WY	85		5	10	25	10	10	10	10	5	0
		86	5	10	25	10	10	5	10	5	6
Fall River MA	85		5	10	25	10	10	3	10	10	2
		92	5	10	25	10	10	10	10	10	2
San Jose CA	85		5	10	25	10	10	3	6	10	6
		84	5	10	15	10	10	10	8	10	6
Yakima WA	85		5	10	25	10	10	3	6	10	6
		86	5	10	25	10	10	10	0	10	6
Buffalo NY	84		5	10	25	10	10	6	6	10	2
		92	5	10	25	10	10	10	10	10	2
Covington KY	84		5	10	25	10	10	8	0	10	6
		96	5	10	25	10	10	10	10	10	6
Des Moines IA	84		5	10	25	10	10	8	0	10	6
		96	5	10	25	10	10	10	10	10	6

Diocesan Financial Transparency: 2025/2024 Scores

Ranked listing by 2025 scores (*archdioceses in bold*) NOTE: Maximum score = 100

Diocese	Total Scores		Scores per Question (see worksheet for total possible on each)								
	2025	2024	Q 1	Q 2	Qs3&4*	Q 5	Q 6	Q 7	Q 8	Q 9	Q 10
Venice FL	84		5	10	25	10	10	8	0	10	6
		81	5	10	25	10	10	10	0	5	6
Bridgeport CT	83		5	10	25	10	10	7	0	10	6
		96	5	10	25	10	10	10	10	10	6
Indianapolis IN	83		5	10	25	10	10	8	3	10	2
		89	5	10	25	10	10	10	7	10	2
Philadelphia PA	83		5	10	25	10	10	3	0	10	10
		90	5	10	25	10	10	10	0	10	10
Savannah GA	83		5	10	25	10	10	6	6	5	6
		76	5	10	25	10	10	5	0	5	6
Arlington VA	82		5	10	25	10	10	6	0	10	6
		88	5	10	25	10	10	5	7	10	6
Fort Worth TX	82		5	10	25	10	10	10	0	10	2
		92	5	10	25	10	10	10	10	10	2
Jackson MS	82		5	10	25	10	10	10	0	10	2
		92	5	10	25	10	10	10	10	10	2
Salt Lake City UT	82		5	10	25	10	10	6	4	10	2
		90	5	10	25	10	10	10	8	10	2
Stockton CA	82		5	10	25	10	10	6	0	10	6
		93	5	10	25	10	10	10	7	10	6
Chicago IL	81		5	10	20	10	10	3	3	10	10
		85	5	10	20	10	10	10	0	10	10
Cleveland OH	81		5	10	25	10	10	6	3	10	2
		84	5	10	25	10	10	5	7	10	2
Sacramento CA	80		5	7	25	5	10	8	0	10	10
		89	5	7	25	5	10	10	7	10	10

Diocesan Financial Transparency: 2025/2024 Scores

Ranked listing by 2025 scores (*archdioceses in bold*)

NOTE: Maximum score = 100

Diocese	Total Scores		Scores per Question (see worksheet for total possible on each)								
	2025	2024	Q 1	Q 2	Qs3&4*	Q 5	Q 6	Q 7	Q 8	Q 9	Q 10
St. Louis MO	80		5	10	25	5	10	6	3	10	6
		84	5	10	25	5	10	10	7	10	2
Trenton NJ	80		5	10	25	10	10	8	0	10	2
		92	5	10	25	10	10	10	10	10	2
Owenboro KY	79		5	10	25	10	10	3	0	10	6
		86	5	10	25	10	10	10	0	10	6
Paterson NJ	79		5	10	25	10	10	3	0	10	6
		86	5	10	25	10	10	10	0	10	6
St. Petersburg FL	79		5	10	25	10	10	10	3	0	6
		80	5	10	25	10	10	10	10	0	0
Bismarck ND	78		5	10	25	10	10	6	0	10	2
		79	5	10	15	10	10	10	7	10	2
Greensburg PA	78		5	10	25	10	10	10	6	0	2
		92	5	10	25	10	10	10	10	10	2
Harrisburg PA	78		5	10	25	10	10	6	0	10	2
		59	5	10	0	5	10	10	7	10	2
Tucson AZ	78		5	10	25	10	10	3	3	10	2
		82	5	10	25	10	10	10	0	10	2
Winona-Rochester MN	78		5	10	25	10	10	8	0	10	0
		96	5	10	25	10	10	10	10	10	6
Austin TX	77		5	10	15	10	10	8	3	10	6
		92	5	10	25	10	10	10	10	10	2
Los Angeles CA	77		5	10	25	10	10	7	3	5	2
		81	5	10	25	10	10	5	9	5	2
Baton Rouge LA	76		5	10	15	5	10	10	10	5	6
		75	5	10	15	5	10	10	9	5	6

Diocesan Financial Transparency: 2025/2024 Scores

Ranked listing by 2025 scores (*archdioceses in bold*)

NOTE: Maximum score = 100

Diocese	Total Scores		Scores per Question (see worksheet for total possible on each)								
	2025	2024	Q 1	Q 2	Qs 3&4*	Q 5	Q 6	Q 7	Q 8	Q 9	Q 10
Gaylord MI	76		5	10	25	10	10	3	6	5	2
		77	5	10	25	10	10	10	0	5	2
Salina KS	76		5	10	25	10	10	6	4	0	6
		75	5	10	25	10	5	10	8	0	2
Wheeling-C'ton WV	76		5	10	15	10	10	10	0	10	6
		96	5	10	25	10	10	10	10	10	6
Hartford CT	75		5	10	25	10	10	3	0	10	2
		72	5	10	15	10	10	10	0	10	2
Louisville KY	75		5	10	25	10	10	3	0	10	2
		82	5	10	25	10	10	10	0	10	2
Madison WI	75		5	10	25	10	10	3	0	10	2
		82	5	10	25	10	10	10	0	10	2
Orange CA	74		5	10	15	10	10	8	0	10	6
		96	5	10	25	10	10	10	10	10	6
Wilmington DE	74		5	10	25	10	5	3	0	10	6
		81	5	10	25	10	5	10	0	10	6
Worcester MA	74		5	10	15	10	10	6	6	10	2
		89	5	10	25	10	10	10	7	10	2
Cincinnati OH	73		5	10	25	10	10	3	0	10	0
		80	5	10	25	10	10	10	0	10	0
Dodge City KS	73		5	10	25	10	10	3	0	10	0
		80	5	10	25	10	10	10	0	10	0
Omaha NE	73		5	10	25	10	10	2	0	5	6
		81	5	10	25	10	10	5	0	10	6
San Francisco CA	73		5	7	15	10	10	9	6	5	6
		54	0	10	10	10	10	5	9	0	0

Diocesan Financial Transparency: 2025/2024 Scores

Ranked listing by 2025 scores (*archdioceses in bold*)

NOTE: Maximum score = 100

Diocese	Total Scores		Scores per Question (see worksheet for total possible on each)								
	2025	2024	Q 1	Q 2	Qs 3&4*	Q 5	Q 6	Q 7	Q 8	Q 9	Q 10
Metuchen NJ	72		5	10	5	5	10	10	7	10	10
		71	5	10	5	5	10	10	10	10	6
Palm Beach FL	72		5	10	25	10	10	3	3	0	6
		76	5	10	25	10	10	10	0	0	6
Washington DC	72		5	10	25	10	10	6	0	0	6
		83	5	10	25	10	10	10	7	0	6
Lubbock TX	71		5	10	25	10	10	8	3	0	0
		78	5	10	25	10	10	10	8	0	0
Spokane WA	71		5	10	25	10	10	6	0	5	0
		74	5	0	25	10	10	10	7	5	2
St. Paul-Mpls MN	71		5	10	25	10	10	3	3	5	0
		82	5	10	25	10	10	10	0	10	2
Houma-Thibodaux LA	70		5	10	25	10	10	3	0	5	2
		77	5	10	25	10	10	10	0	5	2
Kalamazoo MI	70		5	10	25	10	0	8	0	10	2
		82	5	10	25	10	0	10	10	10	2
La Crosse WI	70		5	10	25	10	10	3	0	5	2
		67	5	10	15	10	10	10	0	5	2
Richmond VA	70		5	10	25	10	10	8	0	0	2
		92	5	10	25	10	10	10	10	10	2
Santa Fe NM	70		5	10	25	10	10	6	0	0	4
		81	5	10	25	10	10	10	7	0	4
Burlington VT	69		5	10	15	10	10	3	0	10	6
		76	5	10	20	10	10	5	0	10	6
Duluth MN	69		5	10	25	10	10	3	6	0	0
		65	5	10	25	10	5	10	0	0	0

Diocesan Financial Transparency: 2025/2024 Scores

Ranked listing by 2025 scores (*archdioceses in bold*)

NOTE: Maximum score = 100

Diocese	Total Scores		Scores per Question (see worksheet for total possible on each)								
	2025	2024	Q 1	Q 2	Qs 3&4*	Q 5	Q 6	Q 7	Q 8	Q 9	Q 10
Fargo ND	69		5	10	25	10	10	3	6	0	0
		80	5	10	25	10	10	10	10	0	0
Las Cruces NM	69		5	10	25	10	10	2	0	5	2
		65	5	10	25	10	10	5	0	0	0
Rapid City SD	69		5	10	25	10	10	3	6	0	0
		70	5	10	25	10	10	10	0	0	0
Toledo OH	69		5	10	25	10	10	6	3	0	0
		72	5	10	25	10	10	5	7	0	0
Allentown PA	68		5	10	25	10	10	8	0	0	0
		69	5	10	15	10	10	10	7	0	2
Monterey CA	67		5	10	10	10	10	6	0	10	6
		83	5	10	15	10	10	10	7	10	6
Ogdensburg NY	67		5	10	15	5	5	7	0	10	10
		60	5	10	15	5	5	0	8	10	2
Knoxville TN	66		5	10	25	10	10	6	0	0	0
		74	5	10	20	10	10	10	7	0	2
Lansing MI	66		5	10	25	10	10	6	0	0	0
		60	5	10	15	10	10	10	0	0	0
Marquette MI	66		5	10	15	10	10	6	0	10	0
		84	5	10	15	10	10	10	8	10	6
Oklahoma City OK	66		5	10	25	10	10	6	0	0	0
		70	5	10	25	10	10	10	0	0	0
Steubenville OH	66		5	10	25	10	10	6	0	0	0
		70	5	10	25	10	10	10	0	0	0
Syracuse NY	66		5	10	25	10	10	3	3	0	0
		70	5	10	25	10	10	10	0	0	0

Diocesan Financial Transparency: 2025/2024 Scores

Ranked listing by 2025 scores (*archdioceses in bold*) NOTE: Maximum score = 100

Diocese	Total Scores		Scores per Question (see worksheet for total possible on each)								
	2025	2024	Q 1	Q 2	Qs 3&4*	Q 5	Q 6	Q 7	Q 8	Q 9	Q 10
Grand Rapids MI	65		5	10	25	10	10	3	0	0	2
		72	5	10	25	10	10	10	0	0	2
Helena MT	65		5	10	20	10	10	10	0	0	0
		70	5	10	20	10	5	10	10	0	0
Lafayette LA	65		5	10	15	10	10	8	0	5	2
		87	5	10	25	10	10	10	10	5	2
St. Augustine FL	65		5	10	15	10	10	6	3	0	6
		84	5	10	25	10	10	10	8	0	6
Boise ID	63		5	10	25	10	10	3	0	0	0
		70	5	10	25	10	10	10	0	0	0
Evansville IN	63		5	10	20	10	10	8	0	0	0
		52	5	0	20	0	10	10	7	0	0
Las Vegas NV	63		5	10	25	10	10	3	0	0	0
		70	5	10	25	10	10	10	0	0	0
San Angelo TX	63		5	10	0	10	10	10	6	10	2
		67	5	10	0	10	10	10	10	10	2
Corpus Christi TX	62		5	10	15	10	10	3	3	0	6
		76	5	10	25	10	10	10	0	0	6
Denver CO	62		5	10	5	5	10	6	6	5	10
		63	5	10	5	5	10	10	7	5	6
Grand Island NE	62		5	10	25	10	10	2	0	0	0
		62	5	10	25	10	10	2	0	0	0
San Bernardino CA	62		5	10	25	10	10	2	0	0	0
		65	5	10	25	10	10	5	0	0	0
Davenport IA	61		5	10	15	10	0	3	6	10	2
		72	5	10	25	10	0	10	0	10	2

Diocesan Financial Transparency: 2025/2024 Scores

Ranked listing by 2025 scores (*archdioceses* in bold)

NOTE: Maximum score = 100

Diocese	Total Scores		Scores per Question (see worksheet for total possible on each)								
	2025	2024	Q 1	Q 2	Qs 3&4*	Q 5	Q 6	Q 7	Q 8	Q 9	Q 10
Dubuque IA	61		5	10	25	5	10	6	0	0	0
		72	5	10	25	5	10	10	7	0	0
Little Rock AR	61		5	10	25	10	5	6	0	0	0
		72	5	10	25	10	5	10	7	0	0
Manchester NH	61		5	10	20	10	10	6	0	0	0
		80	5	10	25	10	10	10	8	0	2
Great Falls-Billings MT	60		5	10	15	5	10	3	6	0	6
		71	5	10	25	5	10	10	0	0	6
Miami FL	60		5	10	15	10	5	3	6	0	6
		61	5	10	15	10	5	10	0	0	6
San Antonio TX	60		5	7	25	10	10	3	0	0	0
		70	5	10	25	10	10	10	0	0	0
St. Cloud MN	60		5	10	25	5	10	5	0	0	0
		65	5	10	25	10	10	5	0	0	0
Crookston MN	58		5	10	25	10	5	3	0	0	0
		65	5	10	25	10	5	10	0	0	0
Fairbanks AK	58		5	10	20	10	10	3	0	0	0
		70	5	10	25	10	10	10	0	0	0
Galveston-Houston TX	58		5	10	25	5	10	3	0	0	0
		65	5	10	25	5	10	10	0	0	0
Lincoln NE	58		5	10	20	10	10	3	0	0	0
		57	5	10	20	10	10	2	0	0	0
Springfield-C.G. MO	58		5	10	25	10	5	3	0	0	0
		65	5	10	25	10	5	10	0	0	0
Anch-Juneau AK	56		5	10	25	5	5	6	0	0	0
		63	5	10	15	10	5	10	8	0	0

Diocesan Financial Transparency: 2025/2024 Scores

Ranked listing by 2025 scores (*archdioceses in bold*) NOTE: Maximum score = 100

Diocese	Total Scores		Scores per Question (see worksheet for total possible on each)								
	2025	2024	Q 1	Q 2	Qs 3&4*	Q 5	Q 6	Q 7	Q 8	Q 9	Q 10
Springfield MA	56		5	10	15	10	10	6	0	0	0
		60	5	10	15	10	10	10	0	0	0
Baker OR	55		5	10	15	5	10	3	0	5	2
		54	5	10	15	5	10	2	0	5	2
Newark NJ	54		0	10	10	10	10	7	0	5	2
		71	0	10	20	10	10	5	9	5	2
Superior WI	53		5	10	15	10	10	3	0	0	0
		70	5	10	25	10	10	10	0	0	0
Detroit MI	52		5	10	0	5	10	3	3	10	6
		93	5	10	25	10	10	10	7	10	6
Saginaw MI	52		5	10	20	10	0	5	0	0	2
		57	5	10	20	10	0	10	0	0	2
Tyler TX	51		5	0	25	10	5	3	3	0	0
		55	5	0	25	10	5	10	0	0	0
Columbus OH	50		5	10	0	5	5	3	6	10	6
		51	5	10	0	5	5	10	0	10	6
Wichita KS	50		5	10	5	10	10	3	0	5	2
		52	5	10	0	10	10	10	0	5	2
Springfield IL	49		5	10	5	10	10	3	0	0	6
		56	5	10	5	10	10	10	0	0	6
Albany NY	48		5	10	10	10	10	3	0	0	0
		60	5	10	15	10	10	10	0	0	0
Green Bay WI	48		0	10	20	10	5	0	3	0	0
		77	5	10	25	10	5	10	0	10	2
Sioux City IA	48		5	10	0	5	10	2	0	10	6
		51	5	10	0	5	5	10	0	10	6

Diocesan Financial Transparency: 2025/2024 Scores

Ranked listing by 2025 scores (*archdioceses in bold*) NOTE: Maximum score = 100

Diocese	Total Scores		Scores per Question (see worksheet for total possible on each)								
	2025	2024	Q 1	Q 2	Qs 3&4*	Q 5	Q 6	Q 7	Q 8	Q 9	Q 10
Lake Charles LA	47		0	10	5	10	10	5	0	5	2
		52	0	10	10	10	10	5	0	5	2
Camden NJ	45		5	10	0	5	10	3	0	10	2
		67	5	10	10	10	10	10	0	10	2
Peoria IL	45		5	10	0	5	10	3	0	10	2
		57	5	10	5	5	10	10	0	10	2
Birmingham AL	44		5	10	0	5	10	2	0	10	2
		42	5	10	0	5	10	0	0	10	2
Amarillo TX	43		5	10	5	5	5	3	0	10	0
		45	5	10	5	5	5	5	0	10	0
Beaumont TX	43		5	10	0	5	5	3	0	5	10
		55	5	10	5	5	5	10	0	5	10
Portland ME	43		5	10	10	10	5	0	3	0	0
		50	5	10	10	10	5	10	0	0	0
Honolulu HI	42		5	10	0	5	10	6	0	0	6
		48	5	10	0	5	10	5	7	0	6
Rockford IL	42		5	10	0	5	0	6	0	10	6
		46	5	10	0	5	0	10	0	10	6
Oakland CA	39		0	10	5	10	10	2	0	0	2
		60	5	10	15	10	10	10	0	0	0
Gallup NM	38		5	10	0	5	5	3	0	10	0
		47	5	10	0	5	5	10	0	10	2
Laredo TX	38		5	0	10	10	10	3	0	0	0
		55	5	10	15	10	10	5	0	0	0
New Orleans LA	38		5	10	0	0	5	3	3	10	2
		42	5	10	0	0	5	10	0	10	2

Diocesan Financial Transparency: 2025/2024 Scores

Ranked listing by 2025 scores (*archdioceses* in bold)

NOTE: Maximum score = 100

Diocese	Total Scores		Scores per Question (see worksheet for total possible on each)								
	2025	2024	Q 1	Q 2	Qs 3&4*	Q 5	Q 6	Q 7	Q 8	Q 9	Q 10
Pueblo CO	38		5	10	0	10	10	3	0	0	0
		45	5	10	0	10	10	10	0	0	0
Fresno CA	35		5	10	0	5	10	5	0	0	0
		47	5	10	0	5	10	10	7	0	0
New Ulm MN	31		5	10	5	5	0	6	0	0	0
		43	5	10	5	5	0	10	8	0	0
Dallas TX	30		0	10	5	5	10	0	0	0	0
		30	0	10	5	5	10	0	0	0	0
Gary IN	30		5	10	0	5	0	3	0	5	2
		49	5	10	0	5	0	10	7	10	2
Alexandria LA	28		0	10	0	5	5	5	3	0	0
		33	0	10	0	5	5	5	8	0	0
El Paso TX	28		5	10	0	5	5	3	0	0	0
		40	5	10	5	5	5	10	0	0	0
Portland OR	26		5	10	0	5	0	6	0	0	0
		37	5	10	0	5	0	10	7	0	0
St. Thomas VI	26		5	10	0	5	0	6	0	0	0
		17	0	10	0	5	0	2	0	0	0
Victoria TX	26		5	10	0	5	0	6	0	0	0
		37	5	10	0	5	0	10	7	0	0
Colorado Springs CO	23		5	10	0	5	0	3	0	0	0
		22	5	10	0	5	0	2	0	0	0
Norwich CT	23		5	10	0	5	0	3	0	0	0
		30	5	10	0	5	0	10	0	0	0
Phoenix AZ	23		5	10	0	5	0	3	0	0	0
		30	5	10	0	5	0	10	0	0	0

Diocesan Financial Transparency: 2025/2024 Scores

Ranked listing by 2025 scores (*archdioceses* in bold)

NOTE: Maximum score = 100

Diocese	Total Scores		Scores per Question (see worksheet for total possible on each)								
	2025	2024	Q 1	Q 2	Qs 3&4*	Q 5	Q 6	Q 7	Q 8	Q 9	Q 10
Rockville Centre NY	23		5	10	0	5	0	3	0	0	0
		30	5	10	0	5	0	10	0	0	0
Sioux Falls SD	23		5	10	0	5	0	3	0	0	0
		20	5	0	0	5	0	10	0	0	0
Brownsville TX	21		5	10	0	0	0	6	0	0	0
		32	5	10	0	0	0	10	7	0	0
Altoona-Johnstown PA	20		5	0	0	0	0	3	0	10	2
		37	5	10	0	0	0	10	0	10	2
Shreveport LA	18		5	0	0	5	5	3	0	0	0
		19	5	0	0	5	5	2	0	0	2
Brooklyn NY	17		0	10	0	5	0	2	0	0	0
		30	5	10	0	5	0	10	0	0	0
Reno NV	17		0	10	0	5	0	2	0	0	0
		20	0	10	0	5	0	5	0	0	0
Tulsa OK	17		0	10	0	5	0	2	0	0	0
		20	0	10	0	5	0	5	0	0	0
New York NY	12		0	7	0	5	0	0	0	0	0
		12	0	7	0	5	0	0	0	0	0

* Questions 3 and 4 are interrelated and must therefore be considered as one insofar as scoring is concerned.